

1 West Elevation - L01-L19
1 : 50



2 South Elevation - L01-L19
1 : 50

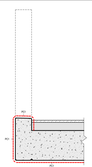

1 Edge Section - Cast in Situ

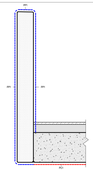

2 Edge Section - Precast

GENERAL NOTES - APPLIED FINISHES

1. Finishes Schedule
Refer to Finishes Schedule and to other relevant documents including but not limited to the following:
1.1 Architectural Specifications
1.2 Concrete & Repair Details Drawings

2. Other References
2.1 Refer to Structural Drawings for structural & architectural specification requirements.
Material finish and selection, refer to architectural specifications, schedule & details.

3. Drawing sizes, areas and dimensions
3.1 All dimensions shown thus in brackets are for reference only. Confirm you have the latest dimensions before ordering any equipment for fabrication or installation process.

FINISHES LEGEND - FACADE

PC1	Painted Precast Panel - Grey Shoal	PA2	DF Aluminum Grouv Detail to match concrete reliefs - Grey Ironstone - Monument
PC2	Painted Concrete - Grey Shoal	PA3	Powder Coated Aluminum Grouv Detail to match architectural aluminum window frame - Grey Monument Grey
PC3	Painted Concrete - Grey Ghost	PA4	Powder Coated Aluminum Grouv Detail to match architectural aluminum window frame - Grey Monument Grey
PC4	Painted Concrete - Monument Grey	PS1	Painted Steel Pipe - Grey Ghost - Monument Grey
SP01	Painted Wall lightweight structure - Monument Grey	PS2	Painted Steel Pipe - Grey Ghost
PB1	Painted Brick Wall - Grey Ghost	PT01	Colour Matched to Walls - Monument Grey
PB2	Painted Brick Wall - Monument Grey	PT02	Colour Matched to Walls - Grey Ghost
PF1	Painted Fascia - Monument Grey	PD1	Painted Steel Column - Monument Grey
PF2	Painted Fascia - Grey Ghost	PD2	Painted Steel Column - Grey Ghost
PA1	Painted Aluminum Grouv Detail to match concrete relief - Grey Ironstone - Monument Grey	CG1	Concrete Grate - Grey Ghost
GS1/2	Galvanised Grill Grate Painted to glazing framing/ Galvanising with vertical blade - Paint	PW1	Painted Metal Planter - Grey Ghost
GS3/4	Galvanised Grill Grate Painted to glazing framing/ Galvanising with vertical blade - Paint	PS3	Painted PC Lightweight Wall - Monument Grey
L1/2	Louvre - Aluminum - Monument Grey		
R1	Flashing - Monument Grey colour		
R2	Flashing - Monument Grey colour matched to glazing framing/ Galvanising with vertical blade - Paint		
R3/4	Flashing - Monument Grey colour matched to glazing framing/ Galvanising with vertical blade - Paint		

Refer to Finishes Schedule and material specifications for further specification

Note to ACMW:
Set Out Grid of Aluminium Grouv Details and Joints

DRAWING REFERENCE
DRAWINGS FOR REFERENCE ONLY(TO BE WITH A 100 SERIES)

W.S.L1 - W.S.L4	Aluminium Shroud for Downpipe Details and Schedule. Refer to Drawing A-9002
W.S.L5 - W.S.L8	Aluminium Shroud for Downpipe Details. Refer to Drawing A-9003
W.S.L9 - W.S.L19	Aluminium Mullion/ Details. Refer to drawing A-9001
BALCONY SCREENS	Balcony Screen Details. Refer to Drawing A-9004 and drawing A-9005
Window	Window Schedule. Refer to drawings A-9010 and A-9012
	Window Sections. Refer to drawing A-9011

BALCONY SCREENS - LOOP/END SECTIONPROFILES COPY/ SECTIOPYS/ GAS
FOOT NOTES TO DRAWING A100-PT-SET-01-TYP.

FACADE MAINTENANCE SPECIFICATION	TYPE	GLASS	POST	HANDRAIL	LEVEL	DESCRIPTION
BT-01	BL1	BG1	BP1A - Spoon Lamels	HR1	L02-L25	BL1. Aluminium balustrade: clear facetted glass
	BL2	BG2				BL2. Aluminium balustrade: clear facetted glass profile (or to match updated seeking)
	BL3	NG				BL3. Aluminium balustrade: no glass
	BL4	BG3	BP1B - Perforat Lamels			BL4. Aluminium balustrade: clear curved glass
	BL5	BG4				BL5. Aluminium balustrade: clear curved glass - Aluminium balustrade: clear curved
N/A	BL6	NG	BP2			BL6. Aluminium balustrade on planter block wall: no glass
BT-02	BL10	BG5	BP3		ROOF	BL10. Aluminium balustrade on roof: 2m tall facetted glass

MIRAGE DESIGN
Level 1, 1 Bligh Street
Sydney NSW 2000
Tel: (02) 9241 1678
Fax: (02) 9241 1679
Nominated Architect
Ken Mirabella Reg. No. 5145
Mirage Design Pty Ltd ABN 80 003 474 522
Mirabella Pty Ltd ATF The Mirabella Family Trading Partnership ABN 41 000 000 000

2.10.2021	E Planning Issue for Information
21.12.2021	D Balcony Screen Details and Edge Conditions Updated, Balcony Lamels, Balcony Soffit Updated
18.12.2021	C Issued for Information
15.12.2021	B Issued for Information
21.04.2021	A Issued for Information

Revisions Issued for Information
Revisions Issued for Construction
Revisions Issued for Tender
Revisions Issued for Approval

project
Quay
37 Skyring Terrace, Newstead

title
Facade Elevations
West & South - L01-L19

job no 4.803.1
drawing no A100/7
date 21.04.2022
scale @ A0 As indicated
scale @ A1 1 : 100
revision E

Copyright in this drawing is the property of Mirage Design Pty Ltd and must not be used, reproduced or copied without the written consent of Mirage Design Pty Ltd.