

SKY

57 SKYRING TERRACE, NEWSTEAD, BRISBANE

Job No. 4.803.10000

A0101

INTERNAL FINISHES SCHEDULE – APARTMENTS

Issue [09]

Contents

Contents	1
Issue Register	2
Sample sign-off register	5
Hardware	6
General Finsihes	8
Schedule of PC Items	9
Joinery & Glass	18
Stone	24
Timber	25
Carpet	25
Textiles	26
Tiling	27
Painting	28
Electrical & Services	29
Lighting	N/A

KEY

Red - Optional Upgrades
Green - Pavilion Only
Blue – Customer Selections

INTERNAL FINISHES SCHEDULE – APARTMENTS

Issue Register

Issue	For	Date	Amendments	By
01	For Construction	14.10.2022		LR
02	For Construction	16.12.2022	<p>Added:</p> <ul style="list-style-type: none"> - TF3 – additional timber flooring spec to Lot 1231 - BN3 – benchmount basin <p>Amended:</p> <ul style="list-style-type: none"> - Rangehood hinges colour updated - WF5 – 3 door fridge specification updated - CT5 – new specification code, previous discontinued - OV8 – new specification code, previous discontinued - WC2 – smart toilet additional components to suite included - PB1 – cistern button spec updated to new model - Laundry mixers – MX1 now to laundry rooms, MX6 to European laundries - CN1 & CN2 – cisterns updated to nominate 2 scenarios - WC2 – Codes update to include seat - BTH4 – Freestanding bath - TRL2 – size change from 600mm W to 500mm W - LT11 – specification of wall light to 1251 confirmed <p>Deleted:</p> <ul style="list-style-type: none"> - SR2 – all SR2 replaced with SR1 - BTH3 – now BTH5 	LR
03	For Construction	22.02.2023	<p>Added:</p> <ul style="list-style-type: none"> - MW2; Microwave to Lot 1252 - WM1; Washing machine to Lot 1252 - AD1; Airdresser to Lot 1252 - GRL5: Grab rail to Lot 1112 (Purchaser variation) <p>Amended:</p> <ul style="list-style-type: none"> - TRL2; size change to 500mm W to 450mm W - CD3; Included to amalgamated apartments - BTH1; pop-up waste spec added - BTH5; pop-up waste spec added - GRL3 + GRL4; Grab rails specified to Lot 1052 (Purchaser variation) - GL1; Spec for Reeded glass to Lot 1251 (Purchaser variation) 	LR
04	For Construction	01.03.2023	<p>Amended:</p> <ul style="list-style-type: none"> - Lot 1251 – Upgraded joinery disk handle - Revised Lot numbers to; OV5, OV7, FR4, WF4, MX4, SK3, BTH4 - PT2C – Paint finish changed from Domino to Monument <p>Deleted:</p> <ul style="list-style-type: none"> - TF3 - Timber flooring spec 	LR
05	For Construction	15.03.2023	<p>Amended:</p> <ul style="list-style-type: none"> - BTH5; Additional lots added 1135 + 1165 	LR
06	For Construction	28.04.2023	<p>Added:</p> <ul style="list-style-type: none"> - PW; Plate warmer to 1251 <p>Amended:</p> <ul style="list-style-type: none"> - Fridge handle finish to powdercoat to match display suite 	LR
07	For Construction	24.05.2023	<p>Amended:</p> <ul style="list-style-type: none"> - Entry threshold removed from apartment schedule – Refer A0102 Common Areas schedule - Wine rack & storage finishes to 1251 	LR
08	For Construction	20.06.2023	<p>20.06.2023</p> <p>Added:</p> <ul style="list-style-type: none"> - MX10; Bath mixer diverter (for purchaser variation with bath/shower combo) - BS12; Leather upholstery to Lot 1222 entry cushion - 1251 Joinery handles; leather pulls specification - TP6; Bath spout (no mixer) (for purchaser variation with bath/shower combo) <p>Amended:</p> <ul style="list-style-type: none"> - GL1; Updated spec to reeded glass at Lot 1251 <p>Delete:</p> <ul style="list-style-type: none"> - FIRE1; No fire place to Lot 1251 	LR

INTERNAL FINISHES SCHEDULE – APARTMENTS

09	For Construction	28.06.2024	<p>Added:</p> <ul style="list-style-type: none"> - TL1; Caulk colours as used on site - CF2 + CF3; 1252 Ceiling fan specifications - LT08A+LT08B: 1252 Pendant Lights - PW; 1251 Warming Drawer <p>Amended:</p> <ul style="list-style-type: none"> - FR4; spec updated to lot 1123 fridge in laundry - MR2; Vanity pill mirrored cabinet (powdercoat colours updated per iTwoCX) - Kitchen/Bathroom hardware; spec updates - Built-in TV, Bar Upgrade & Wardrobe hardware; spec updates - JN4; Rangehood Cladding supplier updated - MR4; 1251 Splashback mirror supplier & spec updated - TF1; Timber Flooring upgrade supplier & spec updated - SN1; Stone updated - WB1; Blockout Blind spec updated <p>Deleted:</p> <ul style="list-style-type: none"> - Kitchen Rangehood (cupboard swing doors hinge) deleted - CD3; Clothes Dryer deleted - WB2; Sheer Curtain deleted 	LR
----	------------------	------------	--	----

INTERNAL FINISHES SCHEDULE – APARTMENTS

3 Sample Sign-Off Requirement

This Document is to be read in conjunction with the Mirvac Design Drawings and Specifications.

Contractor to provide the following for MDes Review/Approval

Trade	Specification	Q/A Items	Tech Data Sheet	Compliance Certificate	Sample	Shop Drawing	Prototype / assembly mock-up
Door Hardware	A0131	Furniture Sets	x		x		
		Locks & Latches	x		x		
		Door Closers / Door Closers	x		x		
		Hinges	x		x		
		Exit Panic Devices / Magnetic Hold Open Devices	x		x		
		Reed Switches	x		x		
Painting	A0161	Insitu brushouts for wall / ceiling/ Door & Door frames / Architraves & Skirtings	x		x		x
Wall and Floor Tiling	A0162	Floor Tiles	x	x	x		x
		Wall Tiles	x		x		x
		Grout / Caulking	x		x		x
Carpet & Carpet Tiles	A0163	Carpet / Carpet Tiles / Joints layout	x	x	x	x	x
		Carpet Underlay	x		x		x
		Edge Strips / Trims	x		x		x
		Entry Mats	x		x		
Resilient Floor & Wall Finishes	A0164	Vinyl / Vinyl Planks	x	x	x		x
Timber Flooring & Decking	A0166	Engineered Timber Flooring	x	x	x		x
		Solid Timber Decking	x	x	x		x
Stonework	A0170	Benchtops / Joints location	x		x	x	x
		Flooring	x	x	x		x
		Grouts & Sealants	x		x		x
		Cladding	x	x	x		x
		Thresholds	x	x	x		x
Joinery	A0171	Cupboards / Drawers	x		x	x	x
		Wardrobes / Linen / Laundry Cupboards	x		x	x	x
		Finishes - Veneer / 2 Pack Polyurethane / Laminated / Melamine / Metal	x		x	x	x
		Hinges / Handles	x		x	x	x
Skirting / Architraves / Trims	A0172	Timber / Metal / Vinyl	x		x		
Glass Components	A0173	Mirror / Mirror Cabinets	x		x	x	x
		Shower Screen Assembly - Frameless/ Semi Frameless	x	x	x	x	x
		Sliding Mirrored / Colour Backed Glass Wardrobes Assembly	x		x	x	x
		Colour backed Glass Splashback	x	x	x		x
Signage & Graphics	A0191	Apartment Entry / Statutory / Wayfinding	x		x	x	x
		Building Name / Public Area Amenities	x		x	x	
External Paving	A0192	Granite / Porcelain Pavers	x	x	x		x
Electrical and Lighting	Consultant specification	GPO plates / Switch Plates	x		x		
		Interior & Exterior Lighting					
		Intercom	x	x	x		x
Kitchen & Bathroom PC Items	not applicable	Sanitary Ware	x	x	x		x
		Tapware	x	x	x		x
		Fittings & Fixtures	x	x	x		x
Miscellaneous	Consultant specification	Air Vent Grille	x	x	x		
		Sprinkler Head	x	x	x		
Prefabricated Bathrooms - additional items to the above listings	A0193	Ceiling / Access Panels	x		x		x
		Full Bathroom Prototype					x

INTERNAL FINISHES SCHEDULE – APARTMENTS



Hardware (Refer to door hardware schedule)

Package	Location	Item	Finish/ Description	Supplier	Model	Comments	prev. issue	this issue
Internal Door Hardware	Entry Door	Door furniture	Standard Stainless Steel finish	Madinoz	L80	Refer to Door Hardware schedule.	B	
		Door lock	Satin stainless steel Entrance lock Finish: to match lever handle	Dorma	ST9602VTR	Refer to Door Hardware schedule.	B	
		Door escutcheon (lock cover)	Satin stainless steel cylinder escutcheon Finish: to match lever handle	Madinoz	MDZ OC	Refer to Door Hardware schedule.	B	
		Turn snib	Satin stainless steel turn snib Finish: to match lever handle	Madinoz	TT Turn snib	Refer to Door Hardware schedule.	B	
		Hinges	Satin stainless steel 100x100mm Ball Bearing Fixed Pin Hinge	Dorma	1010-BBFP	Refer to Door Hardware schedule.	B	
		Doorstop	Satin chrome floor mounted mushroom door stopper with rubber buffer	Designer Doorware	DS2-32	Refer to Door Hardware schedule.	B	
		Door seal	Standard Stainless Steel finish	Raven		As per Acoustic specification. Subject to final field testing. Refer to Door Hardware schedule for full specifications	B	
	Internal Hinged Doors	Door furniture-bedroom and laundry	Satin Stainless Steel Lever Set	Madinoz	L80	Refer to Door Hardware schedule for full specifications	B	
		Door furniture-bathroom	Satin stainless steel Passage set with integrated privacy snib	Madinoz	L80 TP	Refer to Door Hardware schedule for full specifications	B	
		Tubular Latch	Satin Stainless Steel Passage Latch	Dorma	2202	Refer to Door Hardware schedule for full specifications	B	
		Hinges Bathroom only	Satin stainless steel 100x75mm Lift off hinges	Dorma	DKH100/75LO Left LH or Right RH hand hinges are to be nominated.	Refer to Door Hardware schedule for full specifications	B	
		Hinges Bedroom & Living Doors	Satin stainless steel 100mm x 75mm Loose Pin	Dorma	DKH100/75LP	Refer to Door Hardware schedule for full specifications.	B	
		Door stop	Satin chrome floor mounted mushroom door stopper with rubber buffer	Designer Doorware	DS2-32		B	
	Linen and Storage joinery doors	Door pull	Lip pull 300mm length with 40mm projection (extended) Powdercoated white satin	Barben	BAC-LP6/D	Refer to location on drawings	B	
	Wardrobe Joinery Door	Door pull	Lip pull 300mm length with 40mm projection (extended) Powdercoated white satin	Barben	BAC-LP6/D	To be used on all wardrobes except accessible	B	
	Internal Cavity Sliding Door	Sliding door hardware	CS 'SofStop' soft-close cavity sliding door to suit 850mm clear opening and 2100mm door	CS Group	SofStop	Extra-wide jambs to suit wall thickness (16mm	B	

INTERNAL FINISHES SCHEDULE – APARTMENTS

Package	Location	Item	Finish/ Description	Supplier	Model	Comments	prev. issue	this issue
						ply facing under villaboard)		
		Edge pull	70x16mm SC Satin chrome	Madinoz	MDZ EP12 SC		B	
		Flush pull (inside door)	65mm dia flush pull with privacy turn snib Satin Chrome Finish	Designer Doorware	FP511-65	satin chrome finish	B	
		Flush pull (outside door)	65mm dia flush pull with emergency release Satin Chrome Finish	Designer Doorware	FP512-65	satin chrome finish	B	
	Full height frameless solid pivot doors Pavilion Only	Pivot door Top pivot	Adjustable Double action Top Pivot without angle	Hafele	932.10.410		I	
		Pivot door Top pivot	Adjustable Top pivot cover plate	Hafele	932.10.589		I	
		Door Strap for double action doors		Hafele	932.10.270		I	
		Pivot Bearing with flat conical Axle	Finish: Steel galvanised	Hafele	932.10.601		I	
		Cover Plate	TS 137B Cover Plate Finish: Steel galvanised	Hafele	932.10.602		I	
		Acoustic Seal	Batwing Seal (LAS1212) Medium Duty Colour: White	Hafele			I	
		Pivot door hardware	Custom Disc shape	Blum/ Hettich		X2 Disc handles per door.	I	
Kitchen/ Bathroom Joinery Hardware	Kitchen Drawers	Runners	Soft close drawer system width to suit	Hafele	Matrix Box S White	When drawers are wider than 600mm, runners selected must be able to take additional width and load of drawers	U	09
	Kitchen Doors	Hinges	Soft close	Blum	110 degree soft close hinges		U	09
	Kitchen Drawer	Cutlery Tray	Plastic silver finish	Hafele	556.68.382		B	09
	Kitchen Cabinet	Cutlery tray	Hafele cutlery tray To suit drawer size	Hafele	556.50.770 556.50.789		G	
	Kitchen Cabinet	BIN1 Waste Bin	Oska – H waste bin 2 x 18L powdercoated grey colour	Hafele	502.70.220		X	
	Kitchen Cabinet	BIN2 Waste Bin	Hafele full height underbench bin KC50SCD	Hafele	503.52.784		X	
	Integrated fridge Handles with integrated fridge	Custom made, powdercoated Kitchen Fridge handle	Custom length to suit integrated fridge – Refer to drawings Finish Scheme A (Light) – Dulux Electro, Fresh Gold Scheme B (Dark) – Dulux Electro, Monument	Dulux		Refer to drawings for details to approve sample. Standard – Silver standard to be provide in advance of production for approval.	06	
	Free Flap hinge above	1 bed	Free flap 3.15 set model G White	Hafele	372.91.732	Hinge to have a restrictor to prevent	K	09

INTERNAL FINISHES SCHEDULE – APARTMENTS






Package	Location	Item	Finish/ Description	Supplier	Model	Comments	prev. issue	this issue
	integrated fridge					hinge door from hitting the ceiling		
		2, 3 bed and Penthouse	Free flap 3.15 set model G White	Hafele	372.91.732	Hinge to have a restrictor to prevent hinge door from hitting the ceiling	K	09
	Bathroom Vanity Drawer	Runner	Soft close	Hafele	Matrix Box S White		U	09
	Bathroom shaving cabinet doors	Hinges	Soft close	Blum	155 degree soft close hinges		U	09
	Pavilion Ensuite shower and toilet cubicle door patch fittings	Patch Fittings	ES2 Square Finish: To match tapware Scheme A (Light) – Fresh Gold Scheme B (Dark) – Monument Grey Standard – Silver Reign	FGS	ES2	Samples to be approved. Note: patch fittings to follow colour scheme of apartment	U	
Built In TV unit	Drawers	Runners	Soft close drawer system width to suit	Hafele	Matrix Box S White	When drawers are wider than 600mm, runners selected must be able to take additional width and load of drawers	U	09
Bar upgrade	Bar Drawers	Runners	Soft close drawer system width to suit	Hafele	Matrix Box S White	When drawers are wider than 600mm, runners selected must be able to take additional width and load of drawers	U	09
	Bar Accessories	Wine Rack	Scheme A (Light) – Satin Brass Satin Lacquered Scheme B (Dark) – Matt Black Satin Lacquered	English Tapware Company	245mm, Armac Martin, Brindley Handing Wine Glass Rack		U	09
Wardrobe Joinery Hardware	Robe	Hanging Rail	Oval profile with SL786DD/SL 781 wardrobe support- polished chrome	Hettich	Lincoln Sentry Oval Tube		B	09
	Drawers	Runners	Soft close	Hafele	Matrix Box S (Black or white, refer to joinery)		U	09
Joinery Handle	Handle (Purchaser Upgrade Lot 1251)	Disk Handle	Arc Marble Handle Grey Finish: Honed Tundra Grey Marble Dims: 160mm dia x 18mm projection	Lo & Co			04	
Joinery Handle	Handle (Purchaser Upgrade Lot 1251)	Leather Pull Handle	Leather Recessed Pull Matching Edge Black Oak Core Finish: Slate Length: 100mm	Made Measure			08	

INTERNAL FINISHES SCHEDULE – APARTMENTS











General Finishes

Package	Location	Item	Finish/ Description	Supplier	Model	Comments	prev. issue	this issue
Doors/ Fixings	Apartment Doors	Entry Door	Primed	Tender	35mm Pre-hung Solid Core Flush.	Refer to Paint finishes in this Schedule	B	
		Internal doors	Primed	Tender	35mm Pre-hung Hollow Core Flush.	Refer to Paint finishes in this Schedule	B	
Skirting	Typical Apartment Walls	SK1 Finger jointed pine	100mm high x 12mm thick. Primed & Painted.	Tender		Refer to Paint finishes in this Schedule	Z	











Schedule of PC Items

Package	Location	Item	Finish/ Description	Supplier	Model	Images	prev. issue	this issue
Appliances	Kitchen	CT1 Cooktop 1 & 2 Bed	65cm gas cooktop 4 burner s/s	Miele	KM 2012 G		A	
		CT2 Cooktop 3 Bed and Pavilion	90cm gas cooktop, 5 burner s/s steel	Miele	KM2354 G		A	
		CT3 Induction Cooktop (Purchaser Upgrade Lot 1062)	936mm induction cooktop 5 burner Black	Miele	KM 7594 FL		A A	
		CT4 Induction Cooktop (Purchaser Upgrade Lot 1252)	V-ZUG 60cm Induction Cooktop	V-ZUG	GK46TIMSZO		A A	
		CT5 Cooktop (Purchaser Upgrade Lot 1143)	Gaggenau 90cm 200 series vario natural gas cooktop	Gaggenau	VG295250AU		0 2	






INTERNAL FINISHES SCHEDULE – APARTMENTS

Package	Location	Item	Finish/ Description	Supplier	Model	Images	prev. issue	this issue
		CT6 Induction Cooktop (Purchaser Upgrade Lot 1252)	V-ZUG 90cm FullFlex Induction Cooktop	V-ZUG	GK11TIFKZ		A A	
		OV1 Oven 1, 2 & 3 Bed	60cm Wide Oven 76L	Miele	H 2265-1 B Note: 1 bed: x1 quantity 2 bed: x1 quantity 3 bed: x2 vertically stacked		F	
		OV2 Oven Pavilion	60cm Wide Oven 76L	Miele	H 2850 -B Note: Quantity: x2 vertically stacked		A	
		OV5 (Purchaser Upgrade Lot 1223 & 1251)	Microwave combi oven s/s steel 595w X 455H x 563D	Miele	H 7240 BM		0 4	
		OV6 (Purchaser Upgrade Lot 1251)	Digital oven directsensor s/s steel 595W x 596H x 568D	Miele	7260 BP		A A	
		OV7 (Purchaser Upgrade Lot 1222 & 1223)	90cm wide oven s/s steel 895W x 481H x 568D	Miele	H 7890 BP		0 4	
		OV8 (Purchaser Upgrade Lot 1222)	Built-in steam oven s/s steel 595W x 455H x 550D	Miele	DG 2840		0 2	
		OV9 (Purchaser Upgrade Lot 1143)	Gaggenau 60cm 200 Series Pyrolytic Built-in oven	Gaggenau	BOP251102		A A	
		OV10 (Purchaser Upgrade Lot 1143)	Gaggenau 200 Series Built-in microwave with Grill 900 W	Gaggenau	BMP225-110		A A	
		OV11 (Purchaser Upgrade Lot 1252)	Combair V6000 60P	V-Zug	V6000 60P		A A	

INTERNAL FINISHES SCHEDULE – APARTMENTS

Package	Location	Item	Finish/ Description	Supplier	Model	Images	prev. issue	this issue
		OV12 (Purchaser Upgrade Lot 1252)	CombiSteam V6000 45L Grand Black	V-Zug	2304600010		01	
		OV13 (Purchaser Upgrade Lot 1252)	Combi Steam V6000 45F Black Glass Oven	V-Zug	2303300010		AA	
		PW (Purchaser Upgrade Lot 1252)	Warming Drawer V4000 14 Black	V-Zug	3402600003		06	
		PW (Purchaser Upgrade Lot 1251)	Warming Drawer ESW 7010	Miele	ESW 7010		09	
		RH1 Rangehood 1 & 2 Bed	60cm concealed ducted undermounted	Smeg	PUM610X		01	
		RH2 Rangehood 3 Bed and Pavilion	90cm concealed ducted undermounted	Smeg	PUM910X		01	
		RH3 Rangehood (Purchaser Upgrade Lot 1252)	Qasair 60cm Westmore Flinders Under Cupboard Rangehood	Qasair	WES60L1T		AA	
		FR1 Refrigerator 1 Bed	Active Smart Fridge 600mm in 225L	Fisher & Paykel	RB60V18 Note: Purchaser Upgrade Fridge comes with integrated metal handle- please see door hardware.		M	
		FR2 Refrigerator 2 Bed	Active Smart Fridge 800mm in 455L	Fisher & Paykel	RS80A1 Note: Purchaser Upgrade Fridge comes with integrated metal handle- please see door hardware.		M	
		FR3 Refrigerator 3 Bed Standard in Pavilion	Active Smart Fridge 900mm in 525L	Fisher & Paykel	RS90A1 Note: Purchaser Upgrade Standard inclusion Fridge comes with integrated metal handle- please see door hardware. Standard Pavilion		M	








INTERNAL FINISHES SCHEDULE – APARTMENTS

Package	Location	Item	Finish/ Description	Supplier	Model	Images	prev. issue	this issue
		FR4 Refrigerator with ice & water in Laundry (Purchaser Upgrade Lot 1222 Kitchen & Lot 1123 Laundry)	Freestanding French Door Refrigerator Freezer, 20cm, Ice & Water	Fisher & Paykel	RF610ADUX5		04	09
		FR5 Freezer Drawer with Ice Maker (Purchaser Upgrade Lot 1251)	760mm W Designer Freezer drawers with Ice Marker – Panel Ready	Sub Zero	ICBID-30FI		A	A
		FR6 Column Refrigerator (Purchaser Upgrade Lot 1252)	All Refrigerator – Column R/HG Width: 610mm Vol: 352L Note: Allow for accessories; 7029956 – 50mm plinth 7027904 – Install handle 7026841 - Kicker	Sub Zero	ICBIC-24R RH		A	A
		FR7 Column Freezer with Ice Maker (Purchaser Upgrade Lot 1252)	Designer Column Freezer with Ice Marker – Panel Ready L/HG Width: 460mm Vol: 230L Note: Allow for accessories; 7029956 – 50mm plinth 7027904 – Install handle 7026841 - Kicker	Sub Zero	ICBIC-18FI LH		A	A
		DW1 Dishwasher 1, 2, 3 Bed and Pavilion	60cm wide Active fully integrated dishwasher	Miele	G 5053 SCVi BK		A	A







INTERNAL FINISHES SCHEDULE – APARTMENTS

Package	Location	Item	Finish/ Description	Supplier	Model	Images	prev. issue	this issue
		DW2 Fully Integrated Dishwasher (Purchaser Upgrade Lot 1252)	V-ZUG Adora SL Fully Integrated Dishwasher	V-ZUG	GS60SLZGVI		A	A
		MW1 Microwave 1, 2 & 3 Bed	Built In Microwave 26L	Miele	M 2240 SC CLST Note: Upgrade		A	
		MW1 Microwave Pavilion	Built In Microwave 26L	Miele	M 2240 SC CLST		A	
		MW2 Microwave (Purchaser Upgrade Lot 1252)	46L ViitroLine Built-in microwave oven	Miele	M7244TCB		0 3	
		WF1 Wine Fridge 3 bed only (Purchaser Upgrade Lot 1203 & 1223)	Vintec 50 Bottle Dual Zone Wine Storage Cabinet	Vintec	VWD050SBB Note: Upgrade with Bar upgrade		A A	
		WF2 Wine Fridge (Purchaser Upgrade Lot 1222)	Vintec 198 Bottle Wine Storage Cabinet	Vintec	VWM198SBA-L Note: Left Door Hinge		A A	
		WF3 Wine Fridge (Purchaser Upgrade Lot 1222)	Vintec 198 Bottle Wine Storage Cabinet	Vintec	VWM198SBA-R Note: Right Door Hinge		A A	
		WF4 Wine Fridge (Purchaser Upgrade Lot 1103 & 1123)	Wine fridge to suit 500mm D bar counter	Inalto	Model IWC34B		0 4	
		WF5 3 Door Wine Fridge (Purchaser Upgrade Lot 1251)	3 door wine fridge 307 Triple Sliding Glass Door Drinks Chiller	Husky Refrigeration	HUS-C3-BLK-SD		0 2	






INTERNAL FINISHES SCHEDULE – APARTMENTS

Package	Location	Item	Finish/ Description	Supplier	Model	Images	prev. issue	this issue
		WF6 Wine Fridge (Purchaser Upgrade Lot 1062)	Vintec 50 Bottle Single Zone Black Glass Wine Cabinet	Vintec	VWS050SBB-X		A A	
		WF7 Beer Fridge (Purchaser Upgrade Lot 1062 & 1213)	Vintec 100 Beer Bottle Storage Cabinet	Vintec	VBS050SBB-X		A A	
		CM 1 Built in Coffee Machine (Purchaser Upgrade Lot 1251)	CVA 7440 Pureline Cleansteel built-in coffee machine. Dimensions: 456H x 595W x 475D	Miele	Product ID: 11165380		A A	
		CD 1 Clothes Dryer 1, 2 & 3 Bed	Clothes Dryer	Fisher & Paykel	DE5060MU2		K	
	Laundry	CD2 Condensing Dryer (Purchaser Upgrade Lot 1143)	Clothes Dryer 8kg Condensing	Fisher & Paykel	DE8060P3		A A	
		CD4 Clothes Dryer (Purchaser Upgrade Lot 1252)	Clothes Dryer 7kg Heat pump dryer V6000 Series	V-Zug	1201365014		0 1	
		AD1 Airdresser (Purchaser Upgrade Lot 1252)	White Airdresser	Samsung	DF60R8200WG		0 3	






INTERNAL FINISHES SCHEDULE – APARTMENTS

Package	Location	Item	Finish/ Description	Supplier	Model	Images	prev. issue	this issue
		WM1 Washing Machine (Purchaser Upgrade Lot 1252)	8kg Front Load washing machine Adorawash V6000	V-Zug	1102510010		03	
Tapware	Kitchen	MX1 Sink Mixer Coloured tapware Standard in Pavilion only Upgrade option to all other Apts	Vita Kitchen Mixer Chrome Standard Scheme A (Light): Brushed Gold Scheme B (Dark): Gun Metal	Villeroy & Boch	Chrome: TVK0213061 Scheme A (Light): Brushed Gold - TVK0213085 Scheme B (Dark): Gun Metal - TVK0213090		Z	
		MX4 Zip Tap (Purchaser Upgrade Lot 1223, 1251 & 1252)	Zip HydroTap G5 Celsius Arc Chilled & Sparkling Filtered All-In-One Tap Finish: Gunmetal	ZIP	H58787Z09AU-91295		04	
		MX5 Sink Mixer (Lot 1231)	Vita Kitchen Mixer with pull out mixer & veggie spray. Finish: Chrome	Villeroy & Boch	TVK0214161		Z	
	Laundry	MX1 Sink Mixer to Laundry rooms Coloured tapware Standard in Pavilion only Upgrade option to all other Apts	Vita Kitchen Mixer Chrome Standard Scheme A (Light): Brushed Gold Scheme B (Dark): Gun Metal	Villeroy & Boch	Chrome: TVK0213061 Scheme A (Light): Brushed Gold - TVK0213085 Scheme B (Dark): Gun Metal - TVK0213090		02	
		MX6 Tub Mixer to European style laundries	Venecia mixer	Caroma	631001C4A Note: WELS 4 stars		02	
		TP5 Washing Machine Taps	Irwell Builders Choice washing machine set (2 taps, hot & cold)	Caroma	830922C		X	








INTERNAL FINISHES SCHEDULE – APARTMENTS

Package	Location	Item	Finish/ Description	Supplier	Model	Images	prev. issue	this issue
	Bathroom/ Ensuite	TP1 Wall Mounted Basin Mixer with Spout Coloured tapware Standard in Pavilion only Upgrade option to all other Apts	Vita Wall Mounted Basin Mixer with Spout 25mm Scheme A (Light): PVD Brushed Gold Scheme B (Dark): PVD Gun Metal	Villeroy & Boch	Standard - Chrome: TVW11112XB + TVW0025161 Optional upgrade: Scheme A (Light): Brushed Gold - TVW11185XB + TVW0025161 Scheme B (Dark): Gun Metal - TVW11190XB + TVW0025161	 Colour of image not indicative of finish.	U	
		TP2 Wall Mounted Bath Mixer with Spout Coloured tapware Standard in Pavilion only Upgrade option to all other Apts	Vita Wall Mounted Bath Mixer with Spout 35mm Scheme A (Light): PVD Brushed Gold Scheme B (Dark): PVD Gun Metal	Villeroy & Boch	Standard - Chrome: TVW11312XB + TVW0035161 Optional upgrade: Scheme A (Light): Brushed Gold - TVW11385XB + TVW0035161 Scheme B (Dark): Gun Metal - TVW11390XB + TVW0035161	 Colour of image not indicative of finish.	X	
		TP6 Wall Mounted Bath Spout (no mixer)	Vita Wall Mounted Bath Spout 190mm Projection Scheme A (Light): PVD Brushed Gold Scheme B (Dark): PVD Gun Metal	Villeroy & Boch	Standard - Chrome: TVT110061B Optional upgrade: Scheme A (Light): Brushed Gold - TVT110085B Scheme B (Dark): Gun Metal - TVT110090B	 Colour of image not indicative of finish.	08	
		TP4 Basin Mixer Coloured tapware Standard in Pavilion only Upgrade option to all other Apts	Vita Basin Mixer Scheme A (Light): PVD Brushed Gold Scheme B (Dark): PVD Gun Metal	Villeroy & Boch	Standard - Chrome: TVW1103561 Optional upgrade: Scheme A (Light): Brushed Gold - TVW1103585 Scheme B (Dark): Gun Metal - TVW1103590	 Colour of image not indicative of finish.	U	
		MX2 Shower Mixer Coloured tapware Standard in Pavilion only Upgrade option to all other Apts	Vita Shower Mixer Scheme A (Light): PVD Brushed Gold	Villeroy & Boch	Standard - Chrome: TVS11120XB + TVS0033161 Optional upgrade: Scheme A (Light): Brushed Gold -	 Colour of image not indicative of finish.	U	








INTERNAL FINISHES SCHEDULE – APARTMENTS

Package	Location	Item	Finish/ Description	Supplier	Model	Images	prev. issue	this issue
			Scheme B (Dark): PVD Gun Metal		TVS11185XB + TVS0033161 Scheme B (Dark): Gun Metal - TVS11190XB + TVS0033161			
		SR1 Shower Head on Rail (Shower System) Coloured tapware Standard in Pavilion only Upgrade option to all other Apts	Architectura Style Shower System Scheme A (Light): PVD Brushed Gold Scheme B (Dark): PVD Gun Metal	Villeroy & Boch	Standard - Chrome: VSS35230B Optional Upgrade: Scheme A (Light): Brushed Gold - VSS35285B Scheme B (Dark): Gun Metal - VSS35290B	 Colour of image not indicative of finish.	U	
		PB1 Cistern Buttons Coloured tapware Standard in Pavilion only Upgrade option to all other Apts	Grace Round Flush Plate Scheme A (Light): PVD Brushed Gold Scheme B (Dark): PVD Gun Metal	Villeroy & Boch	Standard - Chrome: F5020 Optional Upgrade: Scheme A (Light): F5020BG Scheme B (Dark): Gun Metal – F5020GM	 Colour of image not indicative of finish.	0 2	
		TP3 Floor Mounted Spout with Mixer Coloured tapware Standard in Pavilion only Upgrade option to all other Apts	Argent Flow Floor Mounted Bath Filler w/ Handpiece Scheme A (Light): PVD Brushed Gold Scheme B (Dark): PVD Gun Metal	Villeroy & Boch	Standard - Chrome: FM2963801 Optional Upgrade: Scheme A (Light): FM2963801BG Scheme B (Dark): Gun Metal - FM2963801GM	 Colour of image not indicative of finish.	U	
		MX10 Diverter Mixer (Bath and shower combination as Purchaser Upgrade)	Vita Diverter Mixer Scheme A (Light): PVD Brushed Gold Scheme B (Dark): PVD Gun Metal	Villeroy & Boch	Standard - Chrome: TVT11130XB Optional Upgrade: Scheme A (Light): TVT11185XB Scheme B (Dark): Gun Metal - TVT11190XB	 Colour of image not indicative of finish.	0 8	
	Bathroom/ Ensuite	BN1 Wall Mounted Basin	Caroma Cube Extension Wall Mounted Basin	Caroma	864115W RHS (1TH) 864215W LHS (1TH)		K	






INTERNAL FINISHES SCHEDULE – APARTMENTS

Package	Location	Item	Finish/ Description	Supplier	Model	Images	prev. issue	this issue
		PVC Mirco Trap to be used within vanity	Mirco Traps Loose Nut	Plastec – Innovative Plumbing Solutions	Plastec ID: 15168 DIA 40 x 40 (MM) Body Finish: White		B	
		BN2 Undermount Basin for Ensuites 3 bed & Pavilion	Architectura 2.0 400 Round Undercounter Basin Internal DIA: 340mm Overall DIA: 400mm	Villeroy & Boch	5A754501		U	
		BN3 Benchmount basin (Purchaser Upgrade Lot 1252)	Ciotola Round Benchtop Bowl	Falper Rogerseller	652940		0 2	
Sanitaryware	Kitchen	SK1 Sink- 1 Bed	Capri 1 Bowl Undermount sink 440L x 440W x 200D	Clark	PPR10B		B	
		SK2 Sink- 2, 3 Bed and Pavilion	Capri 2 Bowl Undermount sink 870L x 440L x 200D	Clark	PPR20B		I	
		SK3 Single Large Sink (Purchaser Upgrade Lot 1143, 1211 & 1251)	Capri Large Single Bowl Undermount 760L x 440W x 299D	Clarke	PPR10LGB		X	
	Laundry	LT1 Tub & Cabinet 1 & 2 bed	Eureka Compact Tub & Cabinet Single 35L includes single By-pass	Clark	7111 Note: Refer to plan for tub orientation		I	
		LT2 Tub – 3 bed walk in laundry Standard in Pavilion	Square 45L Laundry Sink (No Tap Hole)	Clark	CL20002.0 Note: Installation to be overmount		I	
	Bathroom/ Ensuite	WC1 Toilet Suite and cistern Toilet: Grace hygienic flush wall faced toilet. Code: 8H16901S4B	CN1 (Cisten 1 - ledge) Argent Low Level in Wall Cistern Mechanical	Argent	IN36305	Standard 4 star WELS 4.5/3 (3.5L average flush)	0 2	
			CN2 (Cisten 2 – narrow cistern for 92 stud wall)	Argent	IN48905	Standard 4 star WELS 4.5/3 (3.5L average flush)	I	



INTERNAL FINISHES SCHEDULE – APARTMENTS

Package	Location	Item	Finish/ Description	Supplier	Model	Images	prev. issue	this issue
		WC2 Smart Toilet Suite (Purchaser Upgrade Lot 1223 & 1252)	Le Muse Wall Faced Toilet, 4.5L with Elongated Wall Faced toilet seat	Toto	Toilet suite: CW813PJT1WS Washlet (including seat): TCF4911 S-Trap connector: THX918		0 2	
		BTH1 Bathtub Back to wall	Aura 1600 Back to Wall Freestanding Bath with Urbane II Pop-up Plug & Waste	Caroma	AU6WFW Pop-up waste to match selected tapware scheme. Chrome: 323060C Brushed Brass: 323060BB Gunmetal: 323060GM		0 3	
		BTH2 Bathtub – Freestanding Standard Pavilion	Kado Lussi Freestanding Bath with Plug and waste	Reece	1700 White White Plug & Overflow included in spec.		B	
		BTH4 Bathtub – Freestanding (Purchaser Upgrade Lot 1252)	Falper Level 45 Freestanding Bath in Matt White 1700 W x 740 D Waste: Falper Matt White Bath Waste	Roger Seller	Bath: FALPER 652350 Waste: ROGERSELLER 3352000104 White Plug & Overflow included in spec.		0 4	
		BTH5 Bathtub Integrated shower/bath combo (Purchaser Upgrade Lot 1074, 1197, 1044, 1054, 1134, 1135, 1164, 1165, 1023, 1133)	Kaldewei Puro Inset Bath with Overflow	Reece	1600mm x 700mm White White Plug & Overflow included in spec.		0 3	
Wet Area Accessories	Ensuite/Bat hroom	TRL1 Single Towel Rail Coloured Standard in Pavilion only Upgrade option to all other Apts	Mondrian Neu 800 Single Towel Rail Scheme A (Light): PVD Brushed Gold Scheme B (Dark): PVD Gun Metal	Argent	Standard - Chrome: AR93632 Optional upgrade: Scheme A (Light): Brushed Gold - AR93632BG Scheme B (Dark): Gun Metal - AR93632GM	 Colour of image not indicative of finish.	U	
		TRL2 Single Towel Rail Coloured Only in Pavilion	Focal 450 Glass Panel Towel Rail to be installed on glass door Scheme A (Light): PVD Brushed Gold	Argent	Standard - Chrome: AG30600B Optional upgrade: Scheme A (Light): Brushed Gold - AG30600BBG	 Colour of image not indicative of finish.	0 3	

INTERNAL FINISHES SCHEDULE – APARTMENTS







Package	Location	Item	Finish/ Description	Supplier	Model	Images	prev. issue	this issue
			Scheme B (Dark): PVD Gun Metal		Scheme B (Dark): Gun Metal - AG30600BGM			
		TRL3 Hand Towel Rail Coloured Standard in Pavilion only Upgrade option to all other Apts	Mondrian Neu 300 Hand Towel Rail Scheme A (Light): PVD Brushed Gold Scheme B (Dark): PVD Gun Metal	Argent	Standard - Chrome: AR93612 Optional upgrade: Scheme A: Brushed Gold - AR93612BG Scheme B: Gun Metal - AR93612GM	 Colour of image not indicative of finish.	U	
		TRL4 Heated Towel Rail (Purchaser Upgrade Lot 1251)	Roll Single Heated Towel Rail 750mm x 4 Rails Colour to match selected Scheme.	Rogerseller	3435000904 (code to be confirmed to ensure colour is correct with selection) Note: Colour to be confirmed to match with Argent tapware in same bathroom.		0 1	
		TPH Toilet Roll holder Coloured Standard in Pavilion only Upgrade option to all other Apts	Mondrian Neu Toilet Roll Holder Scheme A (Light): PVD Brushed Gold Scheme B (Dark): PVD Gun Metal	Argent	Standard - Chrome: AR93686R Optional upgrade: Scheme A (Light): Brushed Gold - AR93686RBG Scheme B (Dark): Gun Metal - AR93686RGM	 Colour of image not indicative of finish.	U	
		SH Shower Shelf Coloured Standard in Pavilion only Upgrade option to all other Apts	Mondrian Neu 500mm Glass Shelf Scheme A (Light): PVD Brushed Gold Scheme B (Dark): PVD Gun Metal	Argent	Standard - Chrome: AR93687 Optional upgrade: Scheme A (Light): Brushed Gold - AR93687BG Scheme B (Dark): Gun Metal - AR93687GM	 Colour of image not indicative of finish.	U	
		HK Robe Hook Coloured Standard in Pavilion only Upgrade option to all other Apts	Mondrian Neu Robe Hook Scheme A (Light): PVD Brushed Gold Scheme B (Dark): PVD Gun Metal	Argent	Standard - Chrome: AR93682 Optional Upgrade: Scheme A (Light): Brushed Gold - AR93682BG Scheme B (Dark): Gun Metal - AR93682GM	 Colour of image not indicative of finish.	U	
		DS01 Door Stop	Refer to door hardware schedule				X	

INTERNAL FINISHES SCHEDULE – APARTMENTS



Package	Location	Item	Finish/ Description	Supplier	Model	Images	prev. issue	this issue
	Grab Rails	GR3 Grab rail to bathroom & bedroom (Purchaser Upgrade Lot 1052)	Argent Advantage Grab Rail 450mm L	Argent	Finish: Stainless Steel SKU: 428845	Note: Stainless Steel Grab rail designed to assist in mobility for those who require extra comfort & support in bathroom as requested by purchaser. This is not a DDA compliant bathroom.	0 3	
		GR4 Lift up rail next to toilet (Purchaser Upgrade Lot 1052)	Argent Folding WC grab bar 32mm Stainless Steel	Argent	Finish: Stainless Steel Dimensions: 850mm Long x 195mm H SKU: 328850F	Note: Stainless Steel Grab rail designed to assist in mobility for those who require extra comfort & support in bathroom as requested by purchaser. This is not a DDA compliant bathroom.	0 3	
		GR5 Grab rail within shower (Purchaser Upgrade Lot 1112)	Argent Advantage Grab Rail 600mm L	Argent	Finish: Stainless Steel SKU: 428860	Note: Stainless Steel Grab rail designed to assist in mobility for those who require extra comfort & support in bathroom as requested by purchaser. This is not a DDA compliant bathroom.	0 3	
Wastes	Bathroom Floor waste	FW Integrated bathroom floor waste	Smartile waste 100mm	Stormtech	SQ100Ti20-100		B	
	Basin & Bath Plug & Waste	Pop up waste	Argent Popup Waste 40-32mm 1 Piece Scheme A (Light): PVD Brushed Gold Scheme B (Dark): PVD Gun Metal	Villeroy & Boch	Standard - Chrome: K316-D Optional upgrade: Scheme A (Light): Brushed Gold - K316- DBG Scheme B (Dark): Gun Metal - K316-DGM	 Colour of image not indicative of finish.	U	

INTERNAL FINISHES SCHEDULE – APARTMENTS

Joinery & Glass

Package	Location	Item	Finish/Description	Supplier	Scheme A – Dawn LIGHT SCHEME	Scheme B – Dusk DARK SCHEME	prev. issue	this issue
Joinery	Kitchen (standard)	JN1 General Joinery		Polytec	JN1A Polytec Coastal Oak Woodmatt with matching ABS trim edging 1mm 	JN1B Polytec Maroso Milan Ravine with matching ABS trim edging 1mm 	W	
		Joinery carcass		Tender	White Melamine on 16mm HMR Particle Board Note: when internal cupboard width is greater than 600mm, shelf thickness may need to be modified to 25mm to take additional span and load. Joiner to advise with matching ABS trim edging 1mm		B	
		JN 2 Island Fascia joinery 1, 2 & 3 bed Standard inclusion (for upgrade to island fascia please see stone MP1)		Polytec	JN2A Polytec Venette Ultra White with matching ABS trim edging 1mm 	JN2B Polytec Venette Avion Grey with matching ABS trim edging 1mm 	W	
		JN 4 Standard curved rangehood cladding		Sculpt-studios Custom finish to match adjacent description	JN4A Astor Metal Aged brass with orbital satin finish Sample to be approved. 1.6mm metal shroud 	JN4B Astor Metal Procyn with orbital satin finish Sample to be approved. 1.6mm metal shroud 	W	09
		JN 5 Kickboards	18mm pre-finished laminate		Brushed aluminium flat bar finish		B	

INTERNAL FINISHES SCHEDULE – APARTMENTS

Package	Location	Item	Finish/Description	Supplier	Scheme A – Dawn LIGHT SCHEME	Scheme B – Dusk DARK SCHEME	prev. issue	this issue
			MR E0 MDF					
		JN 6 Built In TV Unit Drawer Finish	18mm pre-finished laminate MR E0 MDF		Polyurethane 30% gloss to match wall finish		L	
		JN 7 Curved Rangehood joinery carcass / shelving & underside		Polytec	To match JN1 joinery		U	
	Kitchen Island	Island – drawer side		Polytec	To match JN1 general joinery		B	
		Island – Fascia Standard 1, 2 & 3 Bed		Polytec	To match JN2 general joinery. To be x3 equal parts.		B	
		Island – Fascia Stone Upgrade Standard in Pavilion		6mm porcelain panel	Please refer to tile section MP1		E	
	Bar Upgrade	Drawer fronts Upgrade option in K02 and K05		Polytec	To match JN1 general joinery		G	
	Wine Room Apartment (Purchaser Upgrade Lot 1251)	JN8A Wine Storage		Living Edge	Living Edge Libreria del Vino Module 1 18 bottle: H 750 x W 750 x D 175mm Colour: Bronzato, Bronzed 		07	
		JN8B Wine Storage		Living Edge	Living Edge Libreria del Vino Module 2 24 bottle: H 750 x W 750 x D 240mm Colour: Bronzato, Bronzed 		07	

INTERNAL FINISHES SCHEDULE – APARTMENTS

Package	Location	Item	Finish/ Description	Supplier	Scheme A – Dawn LIGHT SCHEME	Scheme B – Dusk DARK SCHEME	prev. issue	this issue
		JN8C Wine Room Ladder		Living Edge	Living Edge Libreria del Vino Ladder H 1000 x W 450 x D 475		07	
		JN9A Wine Storage		Centaur Cellars	Double sided 'Side On' full height wine rack. Both sides 1 bottle deep. Powdercoat colour: Dulux, Electro Monument		07	
		JN9B Wine Storage		Centaur Cellars	Double sided 'Side On' full height wine rack. 1 side 1 bottle deep 1 side 2 bottles deep. Powdercoat colour: Dulux, Electro Monument		07	
	Wardobes	Typical Wardrobe Sliding mirrored doors		Dias or similar	Sliding mirror doors. Sample required to determine no rattling. Doors to be top hung with no bottom track. Handle profile to be confirmed. Vinyl safety backed mirror and backing as required. Satin anodised finish. To approved sample. Door Height as Documented		G	
		Typical wardrobe, shelf & fascia		White Melamine on 16mm HMR Particle Board with matching ABS trim edging 1mm			G	
		Upgrade Wardrobe shelf/ fascia/ carcass/ drawer internals Standard bedroom		Polytec	To match Kitchen JN1A	To match Kitchen JN1B	R	
		Pavilion master bedroom only		Polytec	To match Kitchen JN1A	To match Kitchen JN1B	R	
		Upgrade Wardrobe- Metal stop for shoes Pavilion master bedroom WIR only		Tender	Metallic laminate finish to match tapware	Metallic laminate finish to match tapware	R	
		Upgrade – centre glass shelf		Tender	10mm toughened clear glass. Refer to drawings for size, fixing details and quantity. Sample to be provided.		U	
		MR4 Splashback & Mirrored Sliding Doors (Purchaser	6mm thick Toughened mirror	Surfers Paradise Glass & Mirror	6mm Thick Toughened Mirror Colour: Smoky Grey – to be confirmed with samples		X	09







INTERNAL FINISHES SCHEDULE – APARTMENTS

Package	Location	Item	Finish/ Description	Supplier	Scheme A – Dawn LIGHT SCHEME	Scheme B – Dusk DARK SCHEME	prev. issue	this issue
		Upgrade Lot 1251)						
		GL1 (Purchaser Upgrade Lot 1251)	3mm thick reeded glass	Hartley Williams	Architectural Decorative 3mm Broad Reeded Code: 3MMBREED Dims: 305x305mm		04	
		MR5 (Purchaser Upgrade Lot 1251)	6mm thick Toughened mirror	By Contractor	Colour: Clear glass		01	
	Laundry	Joinery to Laundry Cupboards		Polytec	Polytec White Matt Laminate to Doors & white melamine with 1mm ABS edging to shelves.		Y	
		Joinery to Laundry Rooms		Polytec	To match JN1A general joinery	To match JN1B general joinery	Y	
		Carcass	Laminate	Tender	White Melamine on 16mm HMR Particle Board with matching ABS trim edging 1mm		B	
		SN1 Benchtop to Laundry Rooms Standard in Pavilion	20mm recon stone		Recon stone to match kitchen/ bathroom scheme SN1A	Recon stone to match kitchen/ bathroom scheme SN1B	Y	
	Linen/Store	Doors and shadowlines-standard			Polytec White Matt Laminate to Doors & white melamine with 1mm ABS edging to shelves and carcass.		Y	
		Doors-when linen/store in kitchen			JN1A to Doors & white melamine with 1mm ABS edging to shelves and carcass. Refer to drawings for locations.	JN1B to Doors & white melamine with 1mm ABS edging to shelves and carcass. Refer to drawings for locations.	Y	
		Shelf & fascia		White Melamine on 16mm HMR Particle Board Note: when internal cupboard width is greater than 600mm, shelf thickness may need to be modified to 25mm to take additional span and load. Joiner to advise			B	
	Bathroom	V1 Vanity Joinery Type. Under wall mounted basin	Polytec		To match JN1A general joinery. Refer to drawings.	To match JN1B general joinery. Refer to drawings.	K	
		V2, V3, V7 Vanity Joinery Type. Under 20mm recon top with double basin	Polytec		To match JN1A general joinery. Refer to drawings.	To match JN1B general joinery. Refer to drawings.	X	





INTERNAL FINISHES SCHEDULE – APARTMENTS

Package	Location	Item	Finish/Description	Supplier	Scheme A – Dawn LIGHT SCHEME	Scheme B – Dusk DARK SCHEME	prev. issue	this issue
		V4, V5, V5.1, V6 Vanity Joinery Type. Under 20mm recon top with single basin	Polytec		To match JN1A general joinery. Refer to drawings.	To match JN1B general joinery. Refer to drawings.	X	
		Vanity under counter carcass	HMR Melamine	Tender	HMR – White E1 Particle Board		X	
		MR2 Vanity Mirrored Cabinet – Vertical Pill Shape		Tender	Natural anodized aluminium reverse angle to capture mirror edge. Mirror to be 6mm vinyl safety backed silver mirror to approved sample. Adhesive between mirror and substrate to be eq or equivalent to Bostik V60. Installer to warrant adhesive process Comments: With strip led lighting refer to drawings. Finish : Frame colour to match tapware. Scheme A (Light with Upgraded Tapware) : Dulux Electro Gold Pearl Scheme A (Light with Standard Tapware) : Dulux Electro Sensational Champagne Scheme B (Dark) : Dulux Electro Monument		X	09
		MR3 Vanity Mirror without cabinet	Fixed mirror panel Ensuite only as standard	Tender	Natural anodized aluminium reverse angle to capture mirror edge. Mirror to be 6mm vinyl safety backed silver mirror to approved sample. Adhesive between mirror and substrate to be eq or equivalent to Bostik V60. Installer to warrant adhesive process. Comments: With strip led lighting refer to drawings		B	
		Vanity Mirrored Cabinet Internal carcass, ends, top & base	Polytec		To match JN1A general joinery	To match JN1B general joinery	X	
Glass	SS1 Shower Screens	Bathroom/Ensuite	Shower Screen		10mm toughened clear safety glass full height fixed shower panel with surface mounted U channel top and colour to match tapware. Refer to drawings for size, fixing details and quantity. Sample to be approved. Note: Structural support required where necessary.		I	
	SS2 Shower and Toilet Cubicle	Pavilion Purchaser Upgrade (Lot 1043 Shower screens at Bathrooms 1 & 2)	Shower and Toilet Shower		10mm toughened STARFIRE acid etched glass full height fixed shower/toilet panel with single door each with surface mounted U channel top and bottom to match tapware selected. . All exposed edges are to be polished. Glazing to appear frameless, concealed U channel top and bottom. Refer to drawings for size, fixing details and quantity. Sample to be approved. Note: Structural support required where necessary.		S	





INTERNAL FINISHES SCHEDULE – APARTMENTS
Stone

Package	Location	Item	Finish/ Description	Supplier	Scheme A – Dawn LIGHT SCHEME	Scheme B – Dusk DARK SCHEME	Comment	prev. issue	this issue
Kitchen	SN1 Typical Kitchen - Benchtops - Splashback (Typical)	Recon Stone - Benchtops & Splashback (Typical)	20mm recon stone	YDL	SN1A YDL Calacatta Classico 	SN1B YDL Grey Swirl 	Typical 20mm edge profile	M	
		Sintered Stone –	20mm sintered stone	Varied	SN1A Smartstone Calacatta Bianco Matt  Location All: Benchtops & Splashbacks	SN1B Neolith Pietra di Luna Silk  Location: Typical: Benchtops & Splashbacks Note: Pavilions excluded	Typical 20mm edge profile		09
		Natural Stone	20mm natural stone	SNB	SN1A SNB Glacier White Marble Honed  Location All: Stone Band & curved stone plinths. All living areas.	SN1B SNB Galaxy Grey Dolomite Honed  Location Typical: Stone Band & curved stone plinths. Pavilions: Benchtops, Stone Band & Stone Plinths. All living areas.	Typical 20mm edge profile		09



INTERNAL FINISHES SCHEDULE – APARTMENTS

Package	Location	Item	Finish/ Description	Supplier	Scheme A – Dawn LIGHT SCHEME	Scheme B – Dusk DARK SCHEME	Comment	prev. issue	this issue
	SN1-40 Upgrade Kitchen Island Benchtop (Typical)	Recon Stone	20mm recon stone	Varied	SN1-40A YDL Calacatta Classico	SN1-40B YDL Grey Swirl	Upgrade 40mm edge profile	M	
	SN1-80 Pavilion Kitchen Island Benchtop (Typical)	Recon Stone	20mm recon stone	Varied	SN1-80A YDL Calacatta Classico	SN1-80B YDL Grey Swirl	Pavilion 80mm edge profile with 10mm shadow	M	
Bar	SN1 Bar Upgrade - Benchtop - Open Shelves (Typical)	Recon Stone	20mm recon stone	Varied	SN1A YDL Calacatta Classico	SN1B YDL Grey Swirl	Back bar: 40mm edge profile Shelves: 70mm edge profile open shelf. Stone to be install top/ front and bottom of shelf.	M	
Bathroom	SN1 - Ensuite vanity benchtop - Bathroom upstand ledge (Typical)	Recon Stone	20mm recon stone	YDL	SN1A YDL Calacatta Classico 	SN1B YDL Grey Swirl 	Typical 20mm edge profile	M	
	SN1 As above - all remaining bathrooms	Sintered Stone	20mm sintered stone	Varied	SN1A Smartstone Calacatta Bianco Matt 	SN1B Neolith Pietra di Luna Silk 	Typical 20mm edge profile		09

INTERNAL FINISHES SCHEDULE – APARTMENTS

Package	Location	Item	Finish/ Description	Supplier	Scheme A – Dawn LIGHT SCHEME	Scheme B – Dusk DARK SCHEME	Comment	prev. issue	this issue
Laundry	SN1 Laundry benchtop (Typical) Pavilion only	Recon Stone	20mm recon stone	YDL	SN1A YDL Calacatta Classico 	SN1B YDL Grey Swirl 	Typical 20mm edge profile	M	
	SN1 As above - all remaining laundries	Sintered Stone	20mm sintered stone	Varied	SN1A Smartstone Calacatta Bianco Matt 	SN1B Neolith Pietra di Luna Silk 	Typical 20mm edge profile		09





Timber

Package	Location	Item	Finish/ Description	Supplier	Scheme A – Dawn LIGHT SCHEME	Scheme B – Dusk DARK SCHEME	prev. issue	this issue
TF1 Timber Flooring	Apartment Floors Upgrade for all Apartments	Engineered Timber Flooring	Engineered Timber Flooring	Clever Choice	TF1A Clever Choice XL European Oak Timber Flooring Colour: Chandon Grade: A/B 	TF1B Clever Choice XL European Oak Timber Flooring Colour: Pompeii Grade: A/B 	W	09

INTERNAL FINISHES SCHEDULE – APARTMENTS

Package	Location	Item	Finish/ Description	Supplier	Scheme A – Dawn LIGHT SCHEME	Scheme B – Dusk DARK SCHEME	prev. issue	this issue
TF2 Timber Screen	Lot 5 Study	Battened Screen	50x50mm batten in finish to match JN1 spaced at 100mm centres.		To match JN1 general joinery		01	

Carpet





Package	Location	Item	Finish/ Description	Supplier	Scheme A – Dawn LIGHT SCHEME	Scheme B – Dusk DARK SCHEME	Previous issue	this issue
Carpet	Bedrooms	CP1 Wool Twist Pile			CP1A Godfrey Hirst Décor Twist cut pile Colour: Studio grey 	CP1B Godfrey Hirst Décor Twist cut pile Colour: Jube 	W	
		CP2 Loop Pile		EC Carpet	CP2A EC Carpet Hause Colour: Twenty Eight 0028 (Sample Required – previous specification discontinued – same colour) 	CP2B EC Carpet Hause Colour: Forty Five 0045 (Sample Required – previous specification discontinued – same colour) 	X	
		Underlay		Dunlop	Eureka Gold 10mm		B	

INTERNAL FINISHES SCHEDULE – APARTMENTS
Textiles


Package	Location	Item	Finish/ Description	Supplier	Description	Previous issue	this issue
Fabrics	Bedrooms	WB1	Blockout Blind	Verosol	741 VBlock Finish: 7000 Concrete	Y	09
Fabrics	Entry Seat (Purchaser Upgrade Lot 1222)	BS12	Leather Upholstery	NSW Leather Co.	NSW Leather Co Range: Millenium Colour: Greystone 	08	

INTERNAL FINISHES SCHEDULE – APARTMENTS

Tiling

Package	Location	Item	Finish/ Description	Supplier	Scheme A – Dawn LIGHT SCHEME	Scheme B – Dusk DARK SCHEME	Comment	prev. issue	this issue
Apartment Tiling	Feature Porcelain Panel in Kitchens & Bathrooms	MP1 - Kitchen Island Fascia & Splashback (combined upgrade) - Bathroom Feature Stone look Wall in Main Ensuite Both Upgrades Standard in Pavilion	Porcelain Panel Kitchen: Upgrade Concealed lighting to be included when recon stone fascia is selected Bathroom: Porcelain Panel to be bookmatched	Artedomus	MP1 A Venato Matt 3000 x 1500 x 6mm thk 	MP1 B Palissandro Scuro Matt 3000 x 1500 x 6mm thk 	Upgrade Concealed lighting to be included when recon stone fascia is selected	M	
		Grout	Ultracoulour Plus	Mapei	To match tile			B	
	General Apartment Tile	TL1 Sizes & Formats Vary. See below.	Matt Fully Vitrified Tile.	Signarino	Berlin Riv Light White Matt 	Berlin Riv Light Grey Matt 		Q	
		Grout for all TL1 tile formats	Ultracoulour Plus	Mapei	Moon White 103	Mid Grey 112		Q	
		Caulk for all TL1 tile formats		Adheseal	S100 Eva Grey	Sika Grey			09
		Acoustic floor treatment	Rubber substrate matting Install as per acoustic report					B	
	Floor Tile	TL1.1 - Bathroom threshold - Kitchen - Living - Dining - Hallways	Threshold Formats: As documented. General Floor Format: 597x297 Brickbond.	Signarino	TL1.1A Berlin Riv Light White Matt fully Vitrified tile.	TL1.1B Berlin Riv Light Grey Matt fully Vitrified tile.	See grout spec for TL1.	W	

INTERNAL FINISHES SCHEDULE – APARTMENTS

Package	Location	Item	Finish/Description	Supplier	Scheme A – Dawn LIGHT SCHEME	Scheme B – Dusk DARK SCHEME	Comment	prev. issue	this issue
	Floor Tile	TL1.2 - Bathrooms - Ensuites - Laundry Rooms	Format: 297x297mm Stackbond.	Signarino	TL1.2A Berlin Riv Light White fully Vitrified tile.	TL1.2B Berlin Riv Light Grey Matt fully Vitrified tile.	See grout spec for TL1.	W	
	Floor Tile	TL1.3 - Laundry cabinet Floor tile & skirting	Format: 147 x147mm Stackbond.	Signarino	TL1.3A Berlin Riv Light White Matt fully Vitrified tile.	TL1.3B Berlin Riv Light Grey Matt fully Vitrified tile.	See grout spec for TL1.	W	
	Wall Tile	TL1.4 - Bathrooms - Ensuite - Laundry Rooms splashback wall tiles - Laundry Rooms (3 bed) to be fully tiled	Format: 597x297 Vertically Stacked Brickbond.	Signarino	TL1.4A Berlin Riv Light White Matt fully Vitrified tile.	TL1.4B Berlin Riv Light Grey Matt fully Vitrified tile.	See grout spec for TL1.	W	
	Wall Tile	TL1.5 - Bathroom curved corners.	Format: 50x597 Vertically stacked	Signarino	TL1.5A Berlin Riv Light White Matt fully Vitrified tile.	TL1.5B Berlin Riv Light Grey Matt fully Vitrified tile.	See grout spec for TL1.	X	
	Floor Tile	TL2 Wine Room Floor Tile (Purchaser Upgrade Lot 1251)	Format: Artisan Cut Mosaic	Tilecorp	Custom artisan cut mosaic flooring in Verde Tempesta stone. Stone to be etched or ground in situ to ensure it achieves slip rating. 		To be confirmed with samples.	01	
	Balcony	PAV2 Balcony Paver			Refer to exterior finishes schedule			X	

INTERNAL FINISHES SCHEDULE – APARTMENTS

Painting

Package	Location	Item	Finish/Description	Supplier	Scheme A – Dawn LIGHT SCHEME	Scheme B – Dusk DARK SCHEME	prev. issue	this issue
Apartment Painting	All Apartments unless otherwise noted.	PT1A Wall Paint	Wash & Wear Matt Low Sheen	Dulux	Dulux Lexicon Quarter (SW1E1)		0	
		PT1B Ceiling Paint		Dulux	Lexicon Quarter (SW1E1) Professional Environ Tintable Ceiling Low Sheen		W	
		PT1C Paint to skirting, internal face of entry door, internal doors & door frames	Aquanamel Semi gloss	Dulux	Dulux Lexicon Quarter (SW1E1)		W	
	Outside face of Entry door and frame.	PT2C Paint	Aquanamel Semi gloss. (Refer to plans to location)	Dulux	Dulux Monument		04	
Aircon/bulkhead grilles	Custom Flangeless linear bar grilles (Kitchen/Living)	BGX-2 Powdercoated Aluminium	Powdercoated	Dulux	Length: Varies (refer to drawings) Electro Flat White 9061200F Verticals painted black		X	

Electrical & Services


Package	Location	Item	Finish/Description	Supplier	Model	Comments	prev. issue	this issue
Electrical	General	Electrical Plates & switch plates on plasterboard Scheme A & B	Excel life White finish Colour: White (WE)	HPM Le grand		Fire and acoustic rated wall boxes to be used when gpo is installed in party wall	R	
	Kitchen/ WIR	Electrical Plates on Plasterboard	Excel life White finish Colour: White (WE)	HPM Le grand		To include x1 Type A & C USB ports. Fire and acoustic rated wall boxes to be used when gpo is installed in party wall	R	
		Electrical plates vertical panel Scheme A on Polytec timber look laminate	Excel life Colour: Matt Silver (MS)	HPM Le grand		To include x1 Type A & C USB ports.	G	

INTERNAL FINISHES SCHEDULE – APARTMENTS

Package	Location	Item	Finish/ Description	Supplier	Model	Comments	prev. issue	this issue
		Electrical plates vertical panel Scheme B on Polytec timber look laminate	Excel life Colour: Urban Grey (UG)	HPM Le grand		To include x1 Type A & C USB ports.	G	
	All Bedrooms	Electrical Plates & switch plates & Usb port on Plasterboard	Excel life White finish Colour: White (WE)	HPM Le grand		To include x1 Type A & C USB ports. Fire and acoustic rated wall boxes to be included when gpo is installed in party wall	B	
	Bathroom, Powder Room & Laundry	Electrical Plates & switch plates on plasterboard for Scheme A & B	Excel life White finish IP rated Colour: White (WE)	HPM Le grand			J	
TV Outlet	Living	TV outlet	Excel life White finish Colour: White (WE)	HPM Le grand			B	
	Bedroom	TV outlet	Excel life White finish Colour: White (WE)	HPM Le grand			B	
Ceiling Fans	Living & Bedroom	CF1 White 3 Blade Ceiling Fans	Juno DC Ceiling Fan Dimensions: 1420mm dia. Finish: White Blade: White	Mercator	Juno DC Ceiling Fan SKU: FC1120143WW	Maximum wattage: 35W Maximum airflow: 12,995m3/h	Y	
	Ceiling Fan to Living/Master (Purchaser Upgrade Lot 1252)	CF2 White 3 Blade Ceiling Fans	Haiku I In White Dimensions: 1524mm dia. Finish: White	Big Ass Fans	HAIKU-I-WHITE-CONFIG-AU			09
	Ceiling Fan to Bed 2/3 & Media (Purchaser Upgrade Lot 1252)	CF3 White 3 Blade Ceiling Fans	1.3m Haiku L In White with Universal Mount Dimensions: 1320mm dia. Finish: White	Big Ass Fans	FR127C-U1H02-3L00-09259-259P410			09

INTERNAL FINISHES SCHEDULE – APARTMENTS

Feature Lighting

Package	Location	Item	Finish/ Description	Supplier	Model	Comments	prev. issue	this issue
Feature Pendant Upgrade to all apartment	Kitchen	LT06 Feature Pendant Upgrade to all apartment	Argento Hacca N55 Pendant Sospensione Lensoptica am P180 9,7W Beam Angel: 41 2700K DIA 180x 38 + 44	Viabizzuno Australia	Scheme A: Via552.0418 Argento Hacca Scheme B: Via.552.0419 Nero 55	 <p>To be installed as a pair</p>	K	
Feature Pendant Light	(Purchaser Upgrade Lot 1252)	LT08A	Metropol Pendant Light – Single Small Pendant (Note Purchased by Customer) Size: 380mm x 100mm dia.	Cosh Living	TBC with customer purchase			09
Feature Pendant Light	(Purchaser Upgrade Lot 1252)	LT08B	Metropol Pendant Light – Double Small Pendant (Note Purchased by Customer) Size: 720mm x 100mm dia.	Cosh Living	TBC with customer purchase			09
Decorative Wall Light	Mirror Vanity (Purchaser Upgrade Lot 1251)	LT11 Wall Light	Origi Wall Light Code: WLORIGI Finish: Opal glass diffuser & black base plate Dimensions: 110mm Dia x 105mm	TECLED	Code: WLORIGI		02	