

QUAY


57 SKYRING TERRACE, NEWSTEAD, BRISBANE

Job No. 4.803.10000

A0102

INTERNAL FINISHES SCHEDULE –
PUBLIC AREAS

Issue 11

	
REVIEWER	DATE
CRAIG SETTLE	16/09/2024
<small>We have reviewed this drawing for Conformance with Project design, concept and documentation. This review does not in any way relieve the contractor/subcontractor from responsibility for correctness of dimensions, quantities, calculations, construction and fabrication techniques and coordination of work of other trades. Non-conformities and errors detected during this review have been noted.</small>	
REVIEW STATUS	
Approved	<input checked="" type="checkbox"/>
Approved with Comments	<input type="checkbox"/>
Review Complete	<input type="checkbox"/>
Resubmission Required	<input type="checkbox"/>

Stamped at 16-Sep-2024 8:01:53am by settlec

Contents

Contents	1
Issue Register	2
Sample sign-off register	5
Hardware	6
General Finishes	6
Joinery, Glass & Metal	9
Wall Finishes	11
Stone	12
Timber, Carpet & Fabrics	13
Tiling	16
Painting	17
Lighting	N/A
Appliances & Tapware	28
Electrical	N/A

INTERNAL FINISHES SCHEDULE – PUBLIC AREAS

Issue Register

Issue	For	Date	Amendments	By
A	Issue	2020.05.25	Submit for Cost Plan C	CM
B	Issue	2020.06.03	Added: - L1 timber battens TB10 to yoga room and gym ceiling - L19 Feature Rangehood Code JF21	CM
C	Issue	2020.07.29	Added: - Basement Lift Arrival and Retail Lift Corridor - Treatment Room to have timber flooring TF10 - Sample sign off requirement section - Timber batten ceiling only installed in yoga and gym only. Delete timber batten ceiling from wellness centre. - Ice Maker to L19 and L26 (Model TBC) - L1 Lobby pendant lighting updated	CM
D	Issue	2020.09.02	Added: - Wood wall in L1 Lobby to be updated to Eveneer Umber - Appliance codes added highlighted in yellow.	CM
E	Issue	2020.09.25	Added: - L1 Lobby furniture updated- sofa velvet, stone for reception benchtop and coffee table. - L1 Lobby floor tile updated to Skheme Piasentina Almond Matt 600 x 1200 - Building name to be in metal inlayed into lobby floor entrance	CM
F	Issue	2020.11.06	Added: - L19 wording updated to L2 - L2 Amenities underbench ice maker added - L2 amenities under bench full height bin drawer with Hafele bin	CM
G	Issue	2020.12.14	Added: - L2 amenities – high stools deleted - Astor Metal located behind reception code updated to WF13 - Recon benchtop/ island/ back bench	CM
H	Issue	2020.12.18	Added: - L2 Wine Room Banquette Seating Velvet Midnight blue Velvet specification - L2 Wine/ Living Room Inset Carpet to be light mink grey - All L2 furniture specification updated	CM
I	Issue	2021.03.16	Added: - GF Gym recon stone for counter top and joinery below	CM
J	Issue	2021.03.18	Added: - Gym floor colour – Everoll Intensity Berlin - Gym timber batten ceiling – 42 x 42 Block spacing: 15mm Species: Victoria Ash – Pale Grey Rubio	CM
K	Issue	2021.09.15	Added: - WF10A – Woodwall on an MDF substrate - L1 Recon Stone: Office Kitchenette - L2 Wine Room: Wine Rack - L2 Wine Room: Stone Benchtop - Brass skirting to joinery - L1 & L2 Wet area finishes codes Update: - L2 Wine Room: Sink Mixer	LR
L	Issue	2021.10.29	*Schedule re-formatted by finish type, not area* Added: - Typical Corridor Finishes & Signage - Skirting finishes Update: - Typical Corridor Finishes - Paint Finishes & Codes - Powdercoat to services vents & grilles Delete: - LT29 – Wall Lights to Apartment Entries - JF11 – Refer JF10 - Door & Door Hardware – Refer to Door Hardware Schedule	LR

INTERNAL FINISHES SCHEDULE – PUBLIC AREAS

			- Electrical – Refer Electrical Documentation	
M	Issue	2022.06.24	<p>Added:</p> <ul style="list-style-type: none"> - Decals to Ground, Amenity areas + Residential glazing <p>Updated:</p> <ul style="list-style-type: none"> - L2 Fridge handle – updated finish & detail - MB10 – mail box powdercoat colour - Lift car finishes - WF10A, WF20, WF30 – Timber veneer finish - JF21 – updated astor rangehood finish - WF13 – bronze finish to ground floor reception wall - FT20 – Chevron tile size <p>Deleted:</p> <ul style="list-style-type: none"> - Lighting – refer to luminare schedule + electrical contractor schedule - Electrical – refer to drawings + electrical contractor schedule - Bollards – refer to external finishes schedule - MT10 – not applicable - IC20 – inset carpet to wine room – not applicable 	LR
N	Issue for Tender	2022.07.01	<p>Added:</p> <ul style="list-style-type: none"> - MT10; code to bronze lift finish at Ground floor & Rooftop - PT10; dark paint finish - Parcel lockers at mail room <p>Updated:</p> <ul style="list-style-type: none"> - WF13; applied Axolotl finish to mouldcam 	LR
01	Issue for Construction	2022.12.16	<p>Add:</p> <ul style="list-style-type: none"> - JN5 – Kicker to L2 kitchen - MW1 – Microwave spec to L2 kitchen - BIN 2 – Waste bin spec to L2 kitchen - SK5 – Font kit to MX4 zip tap at Yoga & Gym - TP1 – Mixer to L1 Treatment rooms - SK4 – Cleaners Room Sink - MX7 – Mixer set to Cleaners Room Sink <p>Updated:</p> <ul style="list-style-type: none"> - Custom decal to apartments, artwork provided. - ST10 – Lobby stone. TBC with samples from supplier. - ST20 – L2 feature stone - RS10 – Recon stone to Management office & Gym - RS20 – L2 Kitchen stone - BS11 – Built in seat cushion fabric to L1 lobby joinery. - BS20 – Built in joinery fabric to L2 wine room - JF10 – Joinery to Lobby - JF13 – Joinery to Gym & Yoga Studio - TF10 – Engineered Timber flooring spec to Gym - IC10 – Inset rugs to L1 - IC21 – Inset rug to L2 - IC30 – Corridor carpet - FT10 – Floor tile to basement lift arrival - Mailboxes – Model code for letterboxes to MSF3. - FR4 – Vintec Fridge discontinued product (VWS020SBA) replaced by VWS020SBB-X - DW1 – Miele Dishwasher discontinued product (G4263VI) replaced by G5053SCViBK - SK2 – L2 Kitchen Sink - SK3 – Wine Room Sink - BN1 – L1 basin to treatment rooms - MX3A – L2 Kitchen Sink Mixer - MX3B – Mixer to Wine Room - MX4 – Mixer to L1 Yoga & Gym (zip) - Cleaners Room Sink + Tapware <p>Note: Furniture specifications subject to project team review.</p>	LR
02	Issue for Construction	2023.03.15	<p>Add:</p> <ul style="list-style-type: none"> - Rooftop Furniture – spec information incorporated – materials + fabrics + cost under review. Note: all loose furniture to be tethered - BS12 – built-in seat cushion to wellness centre joinery - Pill mirror to common area bathrooms - WT22 – sheer blind to L2 Kitchen & Lounge Area - SK1 – L1 BOH kitchenette sink - MX1 – L1 BOH kitchenette mixer - Common Area bathroom fixtures + fittings; SR3, MX9, SS3, SS4, HK, WC3, PB2, GR1, GR2, GR3, TPH2, BN4, BN5, MX8, 	LR

INTERNAL FINISHES SCHEDULE – PUBLIC AREAS

			<p>Amend:</p> <ul style="list-style-type: none"> - Amenities wine room – applied cupboard handle - ST10 – spec updated - L2 Furniture – spec information incorporated – materials + fabrics under review. - JF10 – Updated to match WF20 - WF20 + WF30 – Timber veneer updated to timber-look laminate - RS10 – Added to treatment room - ST20 – stone to wine room to match L2 kitchen (RS20) - TL1.1 – Threshold spec updated - TL30 – Common Area bathroom floor tile spec - TL31 – Common Area bathroom wall tile spec - PT2A, PT2C, PT4C, PT10 – Dark paint spec updated to Dulux, Monument - BN2 – Brushed nickel pop-up waste included - TP1 – Treatment room mixer updated to Brushed nickel - MX3B – Wine room mixer updated to Brushed nickel <p>Delete:</p> <ul style="list-style-type: none"> - Signage inlay to Lobby Floor Finish 	
03	Issue for Construction	2023.05.24	<p>Add:</p> <ul style="list-style-type: none"> - TF11: Timber finish to sauna <p>Amend:</p> <ul style="list-style-type: none"> - Applied handle to fridge joinery to match apartment (electroplated changed to powdercoat) - SM11: Signage finish & colour - MT10: Bronze lift doors & surrounds as per shop drawings - JF22: Wine rack finish & colour - RF10: Gym floor finish colour - TB10: Gym timber batten ceiling finish - IC30: Colour & custom design updated - WT1: Wall tile to basement lift core - MX4: Mixer to gym & yoga spec - SK5: Basement sink spec - SS3: DDA shower curtain & rail - SS4: DDA fold down shower seat - PB2: Flush plate - SD1: Soap dispenser holder - IC30: Sample of custom corridor carpet approved <p>Note: FFE:</p> <ul style="list-style-type: none"> - L2 - Finishes included. Under Review for approval to order. - Rooftop – Finishes TBC. Layout and selection under review. 	LR
04	Issue for Construction	2023.08.09	<p>Add:</p> <ul style="list-style-type: none"> - BN6: Accessible basin RHS shelf - HD01: Handdryer to common area bathrooms - BIN03: Bin to common area bathrooms (TBC) <p>Amend:</p> <ul style="list-style-type: none"> - L2 FFE specifications updated as approved - FT10: Discontinued tile re-specified - TL30: Finish change from natural to grip - GRL1, GRL2, GRL3: Grab rail specification and sizes. <p>Delete:</p> <ul style="list-style-type: none"> - BN4: Accessible basin (replaced with BN6, refer to drawings) 	LR
05	Issue for Construction	2023.10.06	<p>Add:</p> <ul style="list-style-type: none"> - SR4: Outdoor shower spec - Cushions to built-in seating at Rooftop <p>Amend:</p> <ul style="list-style-type: none"> - FFE30, FFE31, FFE33, FFE34: Outdoor FFE confirmed for order - IM2: Icemaker to Rooftop <p>Delete:</p> <ul style="list-style-type: none"> - FFE32: Outdoor dining chair 	LR
06	Issue for Construction	2023.10.20	<p>Add:</p> <ul style="list-style-type: none"> - PT5C: Paint Finish to Apartment level egress doors - JF30 & JF31: Joinery door finish to typical corridors <p>Amend:</p> <ul style="list-style-type: none"> - FFE: QTY's & finishes confirmed 	LR

INTERNAL FINISHES SCHEDULE – PUBLIC AREAS

07	Issue for Construction	2023.11.03	Amend: - FFE20: New specification. Previous discontinued - FFE21 & FFE27: L2 QTY updated to suit revised layout - SR3: Updated to incorporate interted T Rail (in lieu of GR3) - SD1: New specification. Previous discontinued Amend: - GR3: Grab rail incorporated into SR3. No 750mm grab rail available in Brushed Nickel.	LR
08	Issue for Construction	2023.11.20	Add: - Carpark paint colours Note: BBQ moved to external schedule.	LR
09	Issue for Construction	2023.12.22	Add: - GPO specification to L2 joinery desk Amend: - FFE21 – Armchair spec & QTY updated - FFE26 – High stool QTY updated - FFE30 – Daybed spec updated	LR
10	Issue for Construction	2024.04.22	Add: - TV1 - Common Area TV Specification Amend: - JF22 - Wine rack finish - JF10 – Spec change as Venette finish can't be curved and only comes in 18mm thickness - JF13 – Spec change as Venette finish can't be curved and only comes in 18mm thickness - FR3 – Fridge spec updated to include ice-making - ST10 - Reception counter top (only) finish changed from stone to corian finish. - BS10 – Lobby banquette upholstery Deleted: - FFE23 – Side table removed - IM1 – L2 ice maker removed	LR
11	Issue for Construction	2024.06.28	Add: - Concrete tables to rooftop added - FFE35; L1 Wellness Reformer added - FFE36; L1 Wellness Massage Table added - PTD-3; Carpark internal painted door added Amend: - Decal spec updated - Amenities Wine Room Cupboard Hinge spec updated - Public Signage spec updates - FFE10/ST10; L1 Lobby furniture supplier updated - Rooftop Cushions and concrete tables spec updated - J21; L2 feature rangehood cladding supplier & spec updated - Common Area Bath Pill Mirror spec updated - WF13; L1 Finish behind reception supplier updated - RS10; stone spec updated - WT20; L2 Sheer spec updated - PT3B; Carpark ceiling paint location updated Deleted: - Amenities Kitchen Drawers soft closer deleted - L1 Gym & Yoga Equipment deleted - IPC-1; Carpark internal painted concrete deleted - IPBW-1; Carpark internal painted block wall deleted - IPRW-1; Carpark internal painted rendered wall deleted - PTD-1; Carpark internal painted door deleted	LR

INTERNAL FINISHES SCHEDULE – PUBLIC AREAS

Sample Sign-Off Requirement

This Document is to be read in conjunction with the Mirvac Design Drawings and Specifications.





Contractor to provide the following for MDes Review/Approval

Trade	Specification	Q/A Items	Tech Data Sheet	Compliance Certificate	Sample	Shop Drawing	Prototype / assembly mock-up
Door Hardware	A0131	Furniture Sets	x		x		
		Locks & Latches	x		x		
		Door Closers / Door Closers	x		x		
		Hinges	x		x		
		Exit Panic Devices / Magnetic Hold Open Devices	x		x		
		Reed Switches	x		x		
Painting	A0161	Insitu brushouts for wall / ceiling / Door & Door frames / Architraves & Skirtings	x		x		x
Wall and Floor Tiling	A0162	Floor Tiles	x	x	x		x
		Wall Tiles	x		x		x
		Grout / Caulking	x		x		x
Carpet & Carpet Tiles	A0163	Carpet / Carpet Tiles / Joints layout	x	x	x	x	x
		Carpet Underlay	x		x		x
		Edge Strips / Trims	x		x		x
		Entry Mats	x		x		
Resilient Floor & Wall Finishes	A0164	Vinyl / Vinyl Planks	x	x	x		x
Timber Flooring & Decking	A0166	Engineered Timber Flooring	x	x	x		x
		Solid Timber Decking	x	x	x		x
Stonework	A0170	Benchtops / Joints location	x		x	x	x
		Flooring	x	x	x		x
		Grouts & Sealants	x		x		x
		Cladding	x	x	x		x
		Thresholds	x	x	x		x
Joinery	A0171	Cupboards / Drawers	x		x	x	x
		Wardrobes / Linen / Laundry Cupboards	x		x	x	x
		Finishes - Veneer / 2 Pack Polyurethane / Laminate / Melamine / Metal	x		x	x	x
		Hinges / Handles	x		x	x	x
Skirting / Architraves / Trims	A0172	Timber / Metal / Vinyl	x		x		
Glass Components	A0173	Mirror / Mirror Cabinets	x		x	x	x
		Shower Screen Assembly - Frameless/ Semi Frameless	x	x	x	x	x
		Sliding Mirrored / Colour Backed Glass Wardrobes Assembly	x		x	x	x
		Colour backed Glass Splashback	x	x	x		x
Signage & Graphics	A0191	Apartment Entry / Statutory / Wayfinding	x		x	x	x
		Building Name / Public Area Amenities	x		x	x	
External Paving	A0192	Granite / Porcelain Pavers	x	x	x		x
Electrical and Lighting	Consultant specification	GPO plates / Switch Plates	x		x		
		Interior & Exterior Lighting					
		Intercom	x	x	x		x
Kitchen & Bathroom PC Items	not applicable	Sanitary Ware	x	x	x		x
		Tapware	x	x	x		x
		Fittings & Fixtures	x	x	x		x
Miscellaneous	Consultant specification	Air Vent Grille	x	x	x		
		Sprinkler Head	x	x	x		
Prefabricated Bathrooms - additional items to the above listings	A0193	Ceiling / Access Panels	x		x		x
		Full Bathroom Prototype					x

INTERNAL FINISHES SCHEDULE – PUBLIC AREAS

1.1 Door Hardware & Hardware – Public Area






(Refer to Door Hardware Schedule)

Area	Item	Finish	Finish / Description	Supplier	Comments	prev. issue	this issue
L1 & L2							
Decal	Custom Decal to L1, L2 & Rooftop Common Areas	Linework to match Dulux, Silver Tea Set SG6H1 on black background	Custom Decal design	Queenslad Façade Systems		M	*11
Decal	Custom Decal to Amenity Spaces (Rooftop lobby, L2 glazing + Wellness/Gym glazing)	TBC	Custom Decal design to be developed. JPEG file to be provided.	Glazing Contractor.		M	
Decal	Custom	Black linework on clear background	Custom Pattern to apartment glazing decal. Min 20mm H. Artwork Provided.	Glazing Contractor.		01	*11
Amenities Wine Room	Cupboard Hinges		Glass Pivot Hinge, Matt Black, 361.42.300	Hafele		A	*11
	Cupboard Applied Handle	Brass to match wine rack JF22.	Furniture handle, Finger pull handle Material: Zinc Alloy Finish: Brushed brass plated Hole spacing: 32mm. Code: 126.45.062 (or similar coordinated)	Hafele		02	
Amenities Kitchen	Fridge applied Handle to integrated fridge	Custom made, powdercoated kitchen fridge handle (to match profile of apartments)	Custom length to suit integrated fridge – Refer to drawings. Powdercoat range: Dulux Electro Colour: Monument	Dulux		03	
	Bin	#503.52.784	Hafele full height underbench bin KC50SCD	Hafele		F	
	Drawers - Runner		Matrix Box S White Soft Close	Hafele		A	*11








1.2 General Finishes – L1 & L2 Public Areas + Typical Corridors
FF&E Items

Description	Area	Item	Finish / Description	Supplier	Comments	prev. issue	this issue
L1 - Lobby							
Public Areas Signage	Typical & Pavillion Lift Lobbies	SM11 Individual signage number	Refer to signage package. 4mm Powdercoated laser cut acrylic characters Finish: Dulux Charisma, Monument Matt	By signage contractor		03	*11
	Typical & Pavillion Lift Lobbies	SM12 Signage to BOH doors on residential floors.	Refer to signage package. 4mm Powdercoated laser cut acrylic characters Finish: Metallic bronze finish to match lobby feature wall. TBC with samples	By signage contractor.		L	*11






INTERNAL FINISHES SCHEDULE – PUBLIC AREAS

Description	Area	Item	Finish / Description	Supplier	Comments	prev. issue	this issue
L1 Loose Furniture	L1 Lobby	FFE10 ST10 Loose Furniture Coffee Table at Furniture Pods	Custom made coffee tables in selected stone finish. Stone: Jurassic Marble Finish: Honed Refer to drawings.	Skheme		02	*11
L1 Mail Room	Mail Room	MB10 Mail boxes	Mailsafe MSF3 Powdercoated Electro Flat White 9061200F Mail box lettering - Laser cut Stainless Steel 2mm thick individual numbers – Colour of lettering to match SM11 .	Mailsafe		03	
	Mail Room	MB11 Parcel lockers	24 Compartment Parcel Locker Configuration Finish: Powdercoated Electro Flat White 9061200F Refer to drawings for elevations & further information	My Parcel locker		N	
L2 Amenities TV	L2 Amenities	TV1 Smart TV	Brand: Samsung 65-inch The Frame LS03B QLED 4K Smart TV Code: QA65LS03BAWXXY 8806094059458	Harvey Norman		10	
L1 Wellness	L1 Wellness	FFE35 Reformer Machine	Reformer Machine Finish: Ivory QTY: 2	NKD Transformations			*11
	L1 Wellness	FFE36 Massage Table	Asmit Portable Table 76199C Finish: Cream QTY: 2	Spa Vision			*11
Lift Finishes							
Overall Lift Car Fitouts (to be coordinated with lift consultant)	Lift wall finishes	Wall	Sunset boulevard range Colour Backed Glass, Colour: Detroit Grey	Schindler	Refer to drawing for extent.	M	
	Lift Car	Handrail	Stainless Steel		Refer to drawing for extent; Provide sample for approval	A	
	Lift Doors	Lift Car Reveal & Lift Doors – Typical Apartment Lobbies	Linished Stainless Steel at typical floors.	Schindler		M	
	Lift Doors	MT10 Lift Car Reveal & Lift Doors – Ground Floor & Rooftop	Colour: Quartz Bronze Satin, Stainless Steel Range: T22 Range. Profile: Slim Lined, Refer to drawings.	Rimex	Samples to be provided & reviewed for approval	03	
	Lift Floor Finishes	Lift Floor	As per lift car floor tile – to match lobby floor finish FT10	Refer FT10 .	Refer to drawing for extent.	M	
	Lift Ceiling	Ceiling	Stainless steel Colour: Zurich Dark Hairline.	Schindler	Refer to drawing for extent.	M	
L2 – Public Areas							
L2 Loose Furniture	Living/Lounge Room	FFE20 Loose Furniture Sofa	Lola 3.5 Seater Sofa Code: LO247 Size: 2470W x 880D x 700H Upholstery: Astrid Fabric. Colour: Crumb Legs: Oak lacquer. Colour: Bark	QTY: 1 Jardan		07	

INTERNAL FINISHES SCHEDULE – PUBLIC AREAS








Description	Area	Item	Finish / Description	Supplier	Comments	prev. issue	this issue
	Living/Lounge Room	FFE21 Loose Furniture Arm Chair	Oliver Tub Chair – Swivel Upholstery Range: Origin Upholstery Colour: Wollemi Bark OG-01 Size: 730 W x 700 D x 670mm H	QTY: 3 King Living		09	
	Living/Lounge Room	FFE22 Loose Furniture Coffee Table	Matteo Round Marble Coffee Table Size: 1000Dia x 300H Top: Calacutta Marble Base: Weathered Elm Wood Warranty: 5 Years structural Warranty Lead Time: 10-14 Weeks Note: Timber and stone come sealed	QTY: 1 Bova Gallery		06	
	Kitchen & Dining	FFE24 Loose Furniture Dining Table	Custom Gaston Marble Top with Round Edge Marquina Black Marble Top with Brass Metal Base Custom length: 3000 x 1500mm Warranty: 5 Years structural Warranty Lead Time: 10-14 Weeks Note: Timber and stone come sealed	QTY: 1 Bova Gallery		06	
	Kitchen & Dining	FFE25 Loose Furniture Dining Chair	Kett Johanna Side Chair Size: 510W x 550D x 780H (480 Seat H) Code: KET JO-DC Base: Black Upholstery to seat: Brusio Cromo Leather Upholstery to seat back: Belize Ash Lead Time: 12 Weeks Note: Supplier to confirm fabrics are suitable for commercial use	QTY: 12 Cosh Living		06	
	Living/Lounge Room	FFE26 Loose Furniture High stool	Folium Counter Stool Size: 585W x 525D x 915H (680 Seat H) Finishes: Chair upholstery: Julie, col 04. Chair Piping: Parma Leather Black. Warranty: 5 Years Lead Time: 12-16 Weeks Note: Supplier to confirm fabrics are suitable for commercial use	QTY: 3 Trit House		09	
	Wine Room	FFE27 Loose Furniture Coffee Table	Rocco Oval Marble Coffee Table Size: 1400 x 800 x 350H Top: Calacutta Marble Base: Weathered Elm Wood Warranty: 5 Years structural Warranty Lead Time: 10-14 Weeks Note: Timber and stone come sealed	QTY: 1 Bova Gallery		06	
Rooftop – Public Areas							
Rooftop Loose Furniture	Rooftop	FFE30 Day Bed (Tethered)	Ulm Daybed Brand: Vondom Basic Matt Textured Finish: White 2001 Seat and back Fabric: Gravel 1702 Swivel. Seat Height: 355mm Size: 2110 W x 1980 D x 1770H Note: All Furniture on Rooftop to be tethered.	QTY: 5 Kezu		09	

INTERNAL FINISHES SCHEDULE – PUBLIC AREAS






Description	Area	Item	Finish / Description	Supplier	Comments	prev. issue	this issue
	Rooftop	FFE31 Pool Lounge (Tethered)	Allux Lounger Code: MZ174 Frame: F03 White Chair Fabric: Category K. Batyline Sling. S02 Grey. Size: 2000mm L x 840 W x 330 H Note: All Furniture on Rooftop to be tethered. Mama Green to provide 4 x powdercoated brackets per lounge that fit over the cross bars. Brackets to be drilled to flooring locally.	QTY: 8 Mama Green		06	
	Rooftop	FFE33 Bar Stool (Tethered)	Vela Counterstool by Hannes Wettstein Code: 698/S All finishes: White Dimensions: 880H x 560W x 560D (630 seat height) Note: All furniture on rooftop to be tethered. Powdercoated sleeve to be fixed over base into floor finish. Colour to match aluminium sled base.	QTY: 16 Cosh Living		06	
	Rooftop	FFE34 Side Table to Pool Lounge (Tethered)	Corsica Float Side Table Colour: Chalk/Aged Teak Natural teak with light whitewash stain to top. Frame: Aluminium. Size: 500W x 500D x 520H Note: All furniture on rooftop to be tethered. Powdercoated sleeve to be fixed over base into floor finish. Note from supplier that any modification post purchase may void commercial warranty.	QTY: 4 Globe West		06	
	Rooftop	Cushions to Built in seating	Size: Custom configuration to suit built in seating. Upolstery: Mokum, Reef 10783, Seashore 803 Note: Back cushion angled for ergonomics. Back & seat cushion to be tethered.	Cardell		05	*11
	Rooftop	Custom concrete tables to rooftop	Custom concrete tables. Refer to MDES documentation for size, shape, heights and details. Concrete colour: White Haven Note: Concrete is pre-sealed by Blend	Blend Concrete			*11

1.3 Joinery, Glass & Metal

INTERNAL FINISHES SCHEDULE – PUBLIC AREAS

Location	Item	Substrate	Finish/ Description	Supplier	Comments	prev. issue	this issue
Skirting	SKT01 Angle Skirting		Recessed, negative skirting with angle. Finish: Paint to match PT03	Tender		L	
	SKT02 Negative skirting		Negative skirting with LED light strip Finish: Paint to match PT04	Tender		L	
	SKT03 Applied aluminium		100 x 2mm anodised aluminium skirting	Tender		L	
L1 Lobby & Reception Joinery	BS10 Built-in Banquette Seating		Lux Velvet II Colour: Ebony Code: 8702	Zepel		10	
	BS11 Built-in seat cushion to L1 desk/lobby joinery		NSW Leather Co Range: Millennium Colour: Chocolate	NSW Leather Co.		01	
	BS12 Built-in seat cushion to Wellness centre joinery		NSW Leather Co Range: Millennium Colour: Greystone	NSW Leather Co.		02	
	WF10A Timber Veneer Finish (Feature)	MDF (Installed as part of Joinery)	Eveneer Timber Veneer Colour: Umber Note: Ensure grain is laid vertically	Elton Group		M	
	JF10 Joinery to Reception Desk Top	Laminate	Joinery Range: Matt Colour: Black	Polytec		10	
	JF13 Joinery	Laminate	Joinery Range: Matt Colour: Strata Grey	Polytec		10	
Gym, Wellness Room & Yoga Studio Joinery	JF13 Joinery	Laminate	Joinery Range: Matt Colour: Strata Grey	Polytec		10	




INTERNAL FINISHES SCHEDULE – PUBLIC AREAS

Gym & Yoga Studio Wall Treatment	MR10 Mirrored Paneling		Full height Mirrored wall panelling – Maximise panel width & Equal panel numbers to suit wall length. 6mm Silvered Mirror safety backed panelling on substrate to suit. Installed on split battens. 3mm Natural anodized angle all round perimeter of Mirrored wall with 2mm projection.	Tender		A	
L2 Joinery	JF14 Joinery carcass		White Melamine on 16mm HMR Particle Board Note: when internal cupboard width is greater than 600mm, shelf thickness may need to be modified to 25mm to take additional span and load. Joiner to advise with matching ABS trim edging 1mm	Tender		A	
	JF20 Joinery doors and drawers	16mm pre-finishes laminate MR E0 MDF	Evenex timber-look laminate Colour: Charcoal Oak Internal carcasses: Black melamine Note: Ensure grain is laid vertically	Elton Group		02	
	JF21 Feature Rangehood cladding	Sculptstudios Custom Finish to match description	Astor Metal Colour: Procycn with orbital satin finish. 1.6mm metal shroud to curved rangehood, refer to drawings.	Sculptstudios		M	*11
	JF22 Wine Rack		Powdercoated finish to wine rack. Powdercoat finish: Dulux Electro Sensational Champagne	By Joiner		10	
	JF23 Brass Skirting to Banquette		Brass Skirting 16468-8429 ME-S Size: 2700 L x 14 D x 83/100/120mm W	Mox Systems		K	
	BS20 Velvet built-in Banquette Seating		Leliervie 324-06 Collection 18 Nabab M1 Marine 100% Polyester 1400mm roll width 80,000 Martindale Suitable for commercial use	South Pacific Fabric		01	
	JN5 L2 Kitchen Kicker		100mm H black melamine kicker to L2 Kitchen	By Contractor		01	
Common Area Bathrooms	Pill Mirror Vanity Mirror (Vertical Pill Shape)		Natural anodized aluminium reverse angle to capture mirror edge. Mirror to be 6mm vinyl safety backed silver mirror. Adhesive between mirror and substrate to be eq or equivalent to Bostik V60. Finish: Frame colour to match tapware (Dulux, Sensational Champagne)	Tender		02	*11

INTERNAL FINISHES SCHEDULE – PUBLIC AREAS







Typical Corridors	JF30 Joinery Doors		Joinery Colour: Polar White Finish: Matt	Polytec		06	
	JF31 Joinery Doors		Joinery Colour: Cinder Finish: Matt	Polytec		06	

1.4 Wall Finishes

Location	Item	Substrate	Finish/ Description	Supplier	Comments	prev. issue	this issue
L1 Wall Finishes	WF10 Wall Finish (Feature)		Evenex Timber Veneer Colour: Umber Note: Ensure grain is laid vertically	Elton Group		M	
	WF12 Wall Finish (Column)	Concrete	Off form concrete w/ clear matte sealer	Tender		A	
	WF13 Finish behind reception		Custom moulded panelling system. Finish: ShapeShell-RT Metal Coatings Colour: Axolotyl applied paint finish in Bronze or similar, to be approved with samples. TBC.	Sculptstudios	Sample to be submitted and approved by MDes	N	*11
Pavilion Corridor Finishes	WF30 Feature Wall Finish (Pavilion Corridor Feature)	MDF	Evenex timber-look laminate Colour: Charcoal Oak Note: Ensure grain is laid vertically	Elton Group		02	
L2 Entry, Wine Room & Lounge Area	WF20 Wall Finish	MDF	Evenex timber-look laminate Colour: Charcoal Oak Note: Ensure grain is laid vertically	Elton Group		02	

INTERNAL FINISHES SCHEDULE – PUBLIC AREAS

1.5 Stone

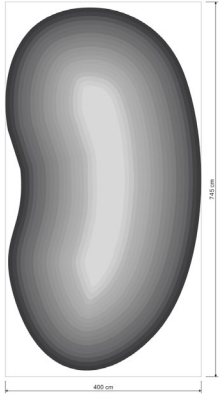
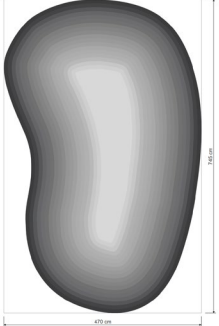
Location	Item	Substrate	Finish/ Description	Supplier	Comments	prev. issue	this issue
L1 Reception Counter	ST10 Reception Counter Top		Finish to reception desk joinery. Finish: Corian Colour: Deep Nocturne Thickness: 12mm	CASF		10	
Management Office	RS10 Sintered Stone Benchtop		20mm thick sintered stone kitchen benchtop & splashback Colour: L. Pietra di Luna, Silk	Neolith		01	*11
Gym & Yoga	RS10 Natural stone counter top		20mm thick quartzite to gym & yoga counter tops Range: L. Sensa Colour: Platino	Cosentino		01	*11
Treatment Room	RS10 Treatment Room Counter Top		20mm thick quartzite to gym & yoga counter tops Range: L. Sensa Colour: Platino	Cosentino		02	*11
L2 Wine Room	ST20 Stone benchtop to Wine Room		20mm thick stone to kitchen benchtops, splashback & island bench. Stone: Nilo Quartzite Finish: Sensa Leather	Cosentino		02	
L2 Kitchens	RS20 Kitchen back bench/ countertop/ splashback/ island		20mm thick stone to kitchen benchtops, splashback & island bench. Stone: Nilo Quartzite Finish: Sensa Leather	Cosentino		01	

1.6 Timber, Carpet & Fabrics

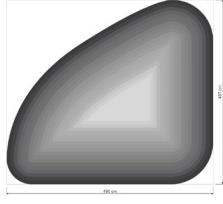

INTERNAL FINISHES SCHEDULE – PUBLIC AREAS

Location	Item	Substrate	Finish/ Description	Supplier	Comments	prev. issue	this issue
Timber & Rubber							
Timber Flooring at; Wellness Centre Lobby Treatment Rooms Yoga Studio	TF10 Engineered Timber Flooring	Concrete	Engineered Flooring European Oak Light Wire Brushed Colour: Corsican Grey Grade: A-B	Embelton		01	
Gym Floor Finish	RF10 Floor Finish		4mm rubber flooring: Everroll Intensity range Colour: Island	Everroll		03	
Gym Ceiling Treatment	TB10 Timber Batten Ceiling	Plasterboard	Timber batten ceiling Species: Spotted Gum Colour: Clear Poly Profile: 42 x 42 Spacing: 15mm	Sculptform		03	
Sauna Timber	TF11		Western Red Cedar timber to sauna. Sample to be coordinated with sauna contractor.	By sauna contractor		03	
Carpet							
Entry Mat	EM10 Entry Mat	Concrete	PVC Backed Brush Coil Blackl 18mm Code: 3034	Natural Flooring Covering		A	
	Metal Trim for EM10	Concrete	Stain Stainless Steel	Tender		A	




INTERNAL FINISHES SCHEDULE – PUBLIC AREAS

Level 1 Lobby	IC10 Inset Carpet 1	Concrete	Custom made handtufted inset carpet New Zealand Wool and bamboo as below, where B = bamboo. Designs: R1 Gradient #A to furniture pod 1 R2 Gradient #A to furniture pod 2 Gradient colours as drawn to fade from to light at centre to dark at rugs perimeter. Colours below in order of light to dark: 1. 75% S-01 Dove Grey + 25% S-02 Taupe 2. 25% S-01 Dove Grey, 50% S-02 Taupe + 25% S-02 Taupe (B) 3. 50% S-02 Taupe, 25% S-02 Taupe (B) + 25% Pigeon Grey 4. 25% S-02 Taupe + 75% Pigeon Grey 5. 75% Pigeon Grey + 25% Cement 6. 25% S-03 Pigeon Grey, 50% S-04 Cement + 25% S-04 Cement (B) 7. 50% S-04 Cement, 25% S-04 Cement (B) + 25% S-06 Donkey 8. 25% S-04 Cement (B) + 75% S-06 Donkey 9. 75% S-06 Donkey + 25% S-08 Dark Grey (B) 10. 25% S-06 Donkey, 50% S-08 Dark Grey, 25% S-08 Dark Grey (B) 11. 50% S-08 Dark Grey, 25% S-08 Dark Grey (B), 25% S-10 Indigo 12. 25% S-08 Dark Grey (B) + 75% S-10 Indigo 13. 50% S-10 Indigo, 25% S-10 Indigo (B) + 25% S-12 Indigo 14. 25% S-10 Indigo + 75% S-12 Indigo 15. 75% S-12 Indigo + 25% N-24 Jet Black 16. 50% S-12 Indigo + 50% N-24 Jet Black 17. 25% S-12 Indigo + 75% N-24 Jet Black	Designer Rugs	R1:  R2: 	01	
	Carpet underlay for IC10	Concrete	Dunlop 'Eureka' 10mm	Dunlop		A	

INTERNAL FINISHES SCHEDULE – PUBLIC AREAS



Level 2 Lounge Area	IC21 Inset Carpet	Concrete	<p>Custom made handtufted inset carpet New Zealand Wool and bamboo as below, where B = bamboo.</p> <p>Designs: R3 Gradient #A</p> <p>Gradient colours as drawn to fade from to light at centre to dark at rugs perimeter. Colours below in order of light to dark:</p> <ol style="list-style-type: none"> 1. 75% S-01 Dove Grey + 25% S-02 Taupe 2. 25% S-01 Dove Grey, 50% S-02 Taupe + 25% S-02 Taupe (B) 3. 50% S-02 Taupe, 25% S-02 Taupe (B) + 25% Pigeon Grey 4. 25% S-02 Taupe + 75% Pigeon Grey 5. 75% Pigeon Grey + 25% Cement 6. 25% S-03 Pigeon Grey, 50% S-04 Cement + 25% S-04 Cement (B) 7. 50% S-04 Cement, 25% S-04 Cement (B) + 25% S-06 Donkey 8. 25% S-04 Cement (B) + 75% S-06 Donkey 9. 75% S-06 Donkey + 25% S-08 Dark Grey (B) 10. 25% S-06 Donkey, 50% S-08 Dark Grey, 25% S-08 Dark Grey (B) 11. 50% S-08 Dark Grey, 25% S-08 Dark Grey (B), 25% S-10 Indigo 12. 25% S-08 Dark Grey (B) + 75% S-10 Indigo 13. 50% S-10 Indigo, 25% S-10 Indigo (B) + 25% S-12 Indigo 14. 25% S-10 Indigo + 75% S-12 Indigo 15. 75% S-12 Indigo + 25% N-24 Jet Black 16. 50% S-12 Indigo + 50% N-24 Jet Black 17. 25% S-12 Indigo + 75% N-24 Jet Black 	Designer Rugs		01	
	Carpet underlay for IC20	Concrete	Dunlop 'Eureka' 10mm	Dunlop		L	
Typical & Pavillion Lobby/ Corridor Carpets	IC30 Carpet	Concrete	<p>Godfrey Hirst Designer Jet Custom Carpet Roll width: 1960mm Roll Length: 6000mm Custom Design coordinated with GFH + MDES. Colour selection as per carpet sample: SD 5436A – Mirvac Quay Apartments_Log Des 6A T2..</p>	Godfrey Hirst		03	
	Carpet Underlay	Concrete	Dual Bond Installation with Dunlop Ultra	Godfrey Hirst		L	
Window Coverings							

INTERNAL FINISHES SCHEDULE – PUBLIC AREAS

Level 2 Common Areas	WT20 Wine Room Window Treatment	Sheer	S-wave curtain unlined Minimal hem detail To be hand operated Fabric: to match WT22	South Pacific Fabric		A	*11
	WT21 Wine Room Window Treatment	Block Out	S-wave curtain.made from supreme grade block out lining Minimal hem detail To be hand operated Fabric: Lelierv 324-06 Collection 18 Nabab M1 Marine 100% Polyester 1400mm roll width 80,000 Martindale Suitable for commercial use	South Pacific Fabric		A	
	WT22 L2 Kitchen + Lounge Area	Sheer	S-wave curtain unlined Minimal hem detail To be hand operated Fabric: Allusion Colour: Limestone	Zepel		02	

INTERNAL FINISHES SCHEDULE – PUBLIC AREAS

1.7 Tiling

Location	Item	Substrate	Finish/ Description	Supplier	Comments	prev. issue	this issue
Public Areas Tiling	FT10 Basement & Lift Arrival Tiled Floor	Concrete	Range: Roche Colour: Shadow Finish: Matt Size: 600x1200mm Format: Stretcherbond.	Skheme	Slip rating: P3	04	
	WT1 Basement lift core wall finish	Concrete	Trencadis Ceramic Tiles Size: 10-12cm varied sizes Colour: 70% 00/White and 30% 01/Pearl Grey Grout: TBC	Tekno Tiles		03	
	TL1.1 Tiled Thresholds to Apartment Lobbies; fire stair, garbage room and other BOH	Concrete	Range: Remix Colour: Metal Finish: Natural Size: 600x1200 tile cut to width + depth of entry threshold.	Classic Ceramics		02	
	Grout for TL1.1	Concrete	Colour: To match Floor Tile Base Colour. To be reviewed with samples.	Ardex		L	
	FT10 L1 General Floor Tile	Concrete	Range: Roche Colour: Shadow Finish: Matt Size: 600x1200mm Format: Stretcherbond.	Skheme	Slip rating: P3	04	
	Grout for FT10	Concrete	Colour: To match Floor Tile Base Colour. To be reviewed with samples.	Ardex		A	
	FT20 L2 General Floor Tile	Concrete	November series Colour: Land Chevron pattern Size: 94mm W x 545mm L.	Classic Ceramics	Chevron tiles are processed within supplier factory and arrive ready to lay. Individual cutting on site not required.	M	
	Grout for FT20	Concrete	Colour: To match Floor Tile Base Colour To be reviewed with samples.	Ardex		A	
Public Areas Bathrooms	TL30 Floor Tile to L1 & L2 Bathroom and Cleaners room	Concrete	November series Colour: Land Stackbond Format Size: 300 x 300 Finish: Grip	Classic Ceramics	Ensure adequate slip ratings to floor tiles. Note: 150mm H tile skirting to perimeter of cleaners room.	04	
	TL31 Wall Tile to L1 & L2 Bathroom and Cleaners room	Concrete	Textured Grey ceramic tile Code: BT1 1102 Stretcherbond format (vertical) Size: 300 x 900	Better Tiles	Note: All bathroom walls to be tiled floor to ceiling. Cleaners room wall behind sink ONLY to be tiled. Tiling to ceiling height or 2400mm if no ceiling.	02	
	Grout & caulking colours for TL30 & TL31	Concrete	To be confirmed with samples.			K	

1.8 Painting

INTERNAL FINISHES SCHEDULE – PUBLIC AREAS







Package	Location	Item	Finish/ Description	Supplier	Comments	prev. issue	this issue
Public Areas Painting	All Typical Corridors unless otherwise noted.	PT1A Wall Paint	Wash & Wear Matt Low Sheen Dulux Lexicon Quarter (SW1E1)	Dulux		L	
		PT1B Ceiling Paint	Dulux Professional Enviro2 Tintable Ceiling Flat Lexicon Quarter (SW1E1) Rondo P50 Shadowline	Dulux		L	
		PT1C Paint to skirting, internal face of entry door, internal doors & door frames	Aquanamel Semi gloss (Refer to plans to location) Dulux Lexicon Quarter (SW1E1)	Dulux		L	
	Feature paint to Typical Corridors: Apartment Doors & Frames. Typical Lift Cores.	PT2A Wall Paint	Wash & Wear Matt Low Sheen Dulux Monument (R64, G65, B65)	Dulux		02	
		PT2C Paint to entry doors & frames.	Aquanamel Semi gloss. (Refer to plans to location) Dulux Monument (R64, G65, B65)	Dulux		02	
	All L1 & L2 Public Areas unless otherwise noted.	PT3A Wall Paint	Wash & Wear Matt Low Sheen	Dulux	Dulux Vivid White	L	
		PT3B Ceiling Paint	Dulux Professional Enviro2 Tintable Ceiling Flat	Dulux	Dulux Vivid White Professional Environ2 Tintable Ceiling Low Sheen Rondo P50 Shadowline	L	
	Service & BOH doors	PT4C Paint to all BOH & service doors	Aquanamel Semi gloss. (Refer to plans to location) Dulux Monument (R64, G65, B65)	Dulux		02	
	Egress Doors on Apartment Levels	PT5C Paint to egress doors	Aquanamel Semi gloss. (Refer to plans to location) Colour: Mid Grey (TBC)	Dulux		06	
	Dark paint to L1 Public Areas where noted	PT10 Ceiling Paint	Dulux Professional Enviro2 Tintable Ceiling Flat Dulux Monument (R64, G65, B65)	Dulux		02	
	Carpark Paint System: Refer to Painting Specification A0161	PT3B Plasterboard ceiling & Bulkhead Paint to carpark lobby	Dulux Professional Enviro2 Tintable Ceiling Flat	Dulux	Dulux Vivid White Professional Environ2 Tintable Ceiling Low Sheen Rondo P50 Shadowline	08	*11
		IPC-2	Internal painted Concrete	Dulux	Dulux Monument Grey	08	
		IPC-3	Internal painted Concrete	Dulux	Dulux Grey Ghost	08	
		IPBW-2	Internal painted Block Wall	Dulux	Dulux Grey Ghost	08	

INTERNAL FINISHES SCHEDULE – PUBLIC AREAS












Package	Location	Item	Finish/ Description	Supplier	Comments	prev. issue	this issue
		PTD-1	Internal Painted Door. Aquanamel Semi gloss. (Refer to plans to location)	Dulux	'Mid Grey' to be determined with brushouts on site. Option 1: Stepney SN4H4 Option 2: Flooded Gum SN4H3 Option 3: Silkworth SN4H2	08	
		PTD-2	Internal Painted Door. Aquanamel Semi gloss. (Refer to plans to location)	Dulux	Dulux Monument Grey	08	
		PTD-3	Internal Painted Door. Aquanamel Semi gloss. (Refer to plans to location)	Dulux	Dulux Grey Ghost		*11
Services Vents & Grilles	Aluminium louvers to vents		Powdercoated finish Electro Flat White 9061200F	Dulux		L	
	Air Conditioning Grilles		Linear Aircon Grilles Powdercoated finish Electro Flat White 9061200F	Dulux		L	

INTERNAL FINISHES SCHEDULE – PUBLIC AREAS

1.9 Appliances & Tapware – Public Area

Area	Item	Model	Finish / Description	Supplier	Comments	prev. issue	this issue
L2 Appliances	Wine Room Wine Fridge FR4	VWS020SBB-X	20 Bottle Wine Cabinet	Vintec		01	
	Kitchen Dishwasher DW1	G 5053 SCVi BK	60cm Fully integrated dishwasher	Miele		01	
	Kitchen Oven OV3	H2890 B	H 2890 B PureLine CleanSteel 90cm Pyrolytic Oven	Miele		D	
	Kitchen Cooktop CT2	KM2354 G	90cm Gas cooktop	Miele		D	
	Kitchen Rangehood RH2	PUM901X	90cm concealed ducted rangehood	Smeg		D	
	Kitchen Integrated Fridge FR3	RS9120WRJ1	Integrated Refrigerator Freezer, 90.6cm, Ice Dimensions: 2030H x 910W x 602D	Fisher and Paykel		10	
	Kitchen Combi Oven OV4	H6200BM	Oven/ microwave combination	Miele		D	
	Microwave MW1	M 2240 SC CLST	Built in Microwave 26L	Miele		01	
	Waste Bin BIN2	503.52.784	Hafele full height under bench bin KC50SCD	Hafele		01	
	L2 Desk Joinery GPO GPO		Flush Double Outlet 2 x GPO and 2 x USBC Series 13 Finish: Matt Black Dimensions: 46mm H x 132mm W x 33mm D	Zetr		09	
L26 Appliances	Rooftop Ice Maker IM2	IM-30CNE-25	Hoshizaki Self Contained Cube Ice Machine 398W x 695H x 451D	Hoshizaki		05	
	Kitchen Outdoor BBQ BBQ1	BSH158SA	Signature Proline Flame Failure BBQ 304 Marine Grade Stainless Steel 1053mm W x 540mm D	Beefeater		D	
Tapware + Sinks	BN2 L1 Basin to Treatment Rm 1/ Treatment Rm 2	5A754501 + K316-DBN	Architectura 2.0 400 Round Undercounter Basin Internal DIA: 340mm Overall DIA: 400mm With Argent pop up waste 40-32mm (brushed nickel)	Villeroy & Boch		02	
	MX4 Mixer to L1 Yoga & Gym	H5L710Z09AU	Zip HydroTap G5 Arc Plus Cold Water Only Finish: Gunmetal	ZIP		03	
	SK5 Font Kit to L1 Yoga & Gym Zip Tap	90915Z09	Zip Font Kit Gunmetal	ZIP		01	
	TP1 Mixer L1 Treatment Rm 1/ Treatment Rm 2	TVW11180XB	Vita Wall mounted basin mixer with spout 25mm Villeroy & Boch Colour: Brushed Nickel			02	
	L2 Wine Room Sink Mixer MX3B	TVK0213080	Vita Kitchen Mixer Villeroy & Boch Colour: Brushed Nickel	Argent		02	





INTERNAL FINISHES SCHEDULE – PUBLIC AREAS

Area	Item	Model	Finish / Description	Supplier	Comments	prev. issue	this issue
	L2 Wine Room Sink SK3	4011	Round Bowl Undermount Dia: 415mm	Clark		01	
	L2 Kitchen Sink Mixer MX3A	TVK0213090	Vita Kitchen Mixer Villeroy & Boch Colour: Gun Metal	Argent		01	
	SK2 L2 Kitchen Sink	PPR20B	Capri 2 Bowl Undermount sink 870L x 440L x 200D	Clark		01	
	SK1 L1 BOH Kitchenette Sink	PPR10B	Capri 1 Bowl Undermount sink 440L x 440W x 200D	Clark		02	
	MX1 L1 BOH Kitchenette Mixer	TVK0213061	Vita Kitchen Mixer Villeroy & Boch Colour: Chrome	Argent		02	
	MX5 Mixer to Sink at Rooftop BBQs	99029SS5A	Compass Alfresco 316 Stainless Steel Sink Mixer	Caroma		08	
Cleaners Room + Basement	SK4 Cleaners Room Sink	1817530 + 1817532 + 1817535	Caroma Cleaners Sink 580x435mm Wall hung Sink + Caroma Bucket Grate for Cleaners Sink + Caroma Cleaner Sink Bracket 1520	Caroma		01	
	MX7 Mixer set to Cleaners Room Sink	2208297	Caroma Tasman II Wall Sink Set CP WELS: 4 Star 7.5L/min.	Caroma		01	
	SK5 Basement (Lab Sink)	HC903	Vogue Single Bowl Sink R/H Drainer – 1200mm 90mm Drain Size: 900(H) x 1200(W) x 600(D). Right hand drainer with splashback.	Nisbets		03	
Common Area Bathrooms (L1, L2 & Rooftop)	SR3 DDA compliant shower	91125BN4E	Care Support Shower Set With Inverted T Rail Finish: Brushed Nickel WELS: 4	Caroma		07	
	SR4 Outdoor Shower	13329	Sola Outdoor Shower Set Colour: Brushed Gunmetal WELS: 3	Abi Interiors		05	

INTERNAL FINISHES SCHEDULE – PUBLIC AREAS

Area	Item	Model	Finish / Description	Supplier	Comments	prev. issue	this issue
	MX9 Shower Mixer to DDA compliant bathroom	99707BN	Opal Bath / Shower Mixer H/C Finish: Brushed Nickel Size: 120H x 180 Dia x 135-172D	Caroma		02	
	SS3 Shower curtain to DDA compliant shower		Custom Curtain Rail 1200x1200 Modular 25mm Diameter Rails with ceiling 1000mm ceiling hanger (to suit 3m ceiling height – not contractor to cut ceiling support to suit) Finish: Brushed Nickel Shower curtain: Curtain Nylon Tafetta 1300x1800 White.	Reece		03	
	SS4 Fold down seat in DDA compliant shower		Liberty DDA Shower Seat 960mm W Colour: White Finish to Brackets: Brushed Nickel	Reece		03	
	HK Towel Hooks	99621BN	Urbane II Robe Hooks Colour: Brushed Nickel Size: 49H x 25Dia x 35D	Caroma		02	
	WC3 Accessible Toilet	718300BW	Caroma Care 800 cleanflush invisii II wall faced series concealed cistern with toilet with backrest. Toilet seat: Anthracite Grey	Caroma		02	
	WC4 Accessible Toilet	901920BAG	Caroma Care 800 cleanflush wall faced suite with backrest – with Germgard. Exposed cistern. Toilet seat: Anthracite Grey	Caroma		04	
	PB2	237011S	Invisii Series II Round dual flush plate & raised care buttons (plastic) Colour: Satin Chrome Code: 237011S	Caroma		03	
	GR1 'L' shaped grab rail	687461BN	Caroma Care support grab rails range. Grab rail 90 degree Refer to drawings for LHS/RHS location Finish: Brushed Nickel Size: 960mm x 600mm	Caroma		04	
	GR2 Short straight grab rail	687471BN	Caroma Care support grab rails range. Grab rail straight Width: 300mm Finish: Brushed Nickel	Caroma		04	
	GR3	DELETED				07	
	TPH2	99620C	Urbane II Toilet Roll Holder Finish: Brushed Nickel Size: 145W x 70D	Caroma		02	

INTERNAL FINISHES SCHEDULE – PUBLIC AREAS

Area	Item	Model	Finish / Description	Supplier	Comments	prev. issue	this issue
	BN5 Accessible basin	632200W	Opal 720 Wall Basin Left Hand Shelf with 1 taphole White ceramic 450D x 720W x 310H Coloured pop-up waste to match: 687329BN	Caroma		02	
	BN6 Accessible basin	632110W	Opal 720 Wall Basin Right Hand Shelf with 1 taphole White ceramic 450D x 720W x 310H Coloured pop-up waste to match: 687329BN	Caroma		04	
	MX8 Accessible basin mixer	96393BN6A	Liano II Sensor Hob mounted outlet tap Finish: Brushed Nickel WELS: 6 Star <i>Note: Installed to comply with AS1428.1 Requirements</i>	Caroma		02	
	SD1 Soap dispenser holder	13526	Lira Soap Bottle Holder Finish: Brushed Nickel	ABI Interiors		07	
	BIN03 Bathroom bin	TBC	Bin in bathroom required. TBC.			04	
	HD01 Hand dryer	HU02	Wall mounted hand dryer Airblade V Colour: Sprayed Nickel Size: 394 (H) x 234 (W) x 100 (D)	Dyson		04	